

22147404



**MATHEMATICAL STUDIES  
STANDARD LEVEL  
PAPER 2**

Wednesday 14 May 2014 (morning)

1 hour 30 minutes

---

**INSTRUCTIONS TO CANDIDATES**

- Do not open this examination paper until instructed to do so.
- A graphic display calculator is required for this paper.
- A clean copy of the **Mathematical Studies SL formula booklet** is required for this paper.
- Answer all the questions.
- Unless otherwise stated in the question, all numerical answers should be given exactly or correct to three significant figures.
- The maximum mark for this examination paper is [90 marks].

Please start each question on a new page. You are advised to show all working, where possible. Where an answer is incorrect, some marks may be given for a correct method, provided this is shown by written working. Solutions found from a graphic display calculator should be supported by suitable working, for example, if graphs are used to find a solution, you should sketch these as part of your answer.

1. [Maximum mark: 17]

As part of his IB Biology field work, Barry was asked to measure the circumference of trees, in centimetres, that were growing at different distances, in metres, from a river bank. His results are summarized in the following table.

<b>Distance, <math>x</math> (metres)</b>	5	12	17	21	24	30	34	44	47
<b>Circumference, <math>y</math> (centimetres)</b>	82	76	70	68	67	60	62	50	50

- (a) State whether *distance from the river bank* is a continuous **or** discrete variable. [1]
- (b) **On graph paper**, draw a scatter diagram to show Barry's results. Use a scale of 1 cm to represent 5 m on the  $x$ -axis and 1 cm to represent 10 cm on the  $y$ -axis. [4]
- (c) Write down
- the mean distance,  $\bar{x}$ , of the trees from the river bank;
  - the mean circumference,  $\bar{y}$ , of the trees. [2]
- (d) Plot and label the point  $M(\bar{x}, \bar{y})$  on your graph. [2]
- (e) Write down
- the Pearson's product–moment correlation coefficient,  $r$ , for Barry's results;
  - the equation of the regression line  $y$  on  $x$ , for Barry's results. [4]
- (f) Draw the regression line  $y$  on  $x$  on your graph. [2]
- (g) **Use the equation of the regression line  $y$  on  $x$**  to estimate the circumference of a tree that is 40 m from the river bank. [2]

2. [Maximum mark: 14]

A group of tourists went on safari to a game reserve. The game warden wanted to know how many of the tourists saw Leopard ( $L$ ), Cheetah ( $C$ ) or Rhino ( $R$ ). The results are given as follows.

5 of the tourists saw all three  
7 saw Leopard and Rhino  
1 saw Cheetah and Leopard **but not** Rhino  
4 saw Leopard **only**  
3 saw Cheetah **only**  
9 saw Rhino **only**

- (a) Draw a Venn diagram to show this information. [4]

There were 25 tourists in the group and every tourist saw at least one of the three types of animal.

- (b) Find the number of tourists that saw Cheetah and Rhino **but not** Leopard. [2]

- (c) Calculate the probability that a tourist chosen at random from the group

(i) saw Leopard;

(ii) saw **only one** of the three types of animal;

(iii) saw **only** Leopard, given that he saw only one of the three types of animal. [6]

- (d) If a tourist chosen at random from the group saw Leopard, find the probability that he also saw Cheetah. [2]

**3.** [Maximum mark: 15]

Consider the sequence  $u_1, u_2, u_3, \dots, u_n, \dots$  where

$$u_1 = 600, u_2 = 617, u_3 = 634, u_4 = 651.$$

The sequence continues in the same manner.

(a) Find the value of  $u_{20}$ . [3]

(b) Find the sum of the first 10 terms of the sequence. [3]

Now consider the sequence  $v_1, v_2, v_3, \dots, v_n, \dots$  where

$$v_1 = 3, v_2 = 6, v_3 = 12, v_4 = 24.$$

This sequence continues in the same manner.

(c) Find the exact value of  $v_{10}$ . [3]

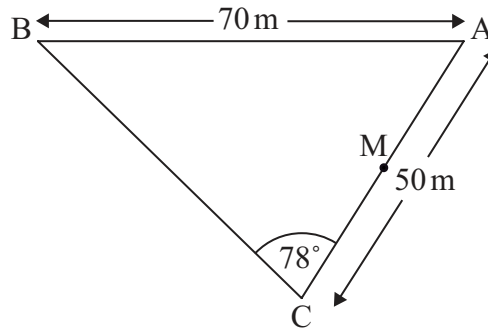
(d) Find the sum of the first 8 terms of this sequence. [3]

$k$  is the smallest value of  $n$  for which  $v_n$  is greater than  $u_n$ .

(e) Calculate the value of  $k$ . [3]

4. [Maximum mark: 15]

ABC is a triangular field on horizontal ground. The lengths of AB and AC are 70 m and 50 m respectively. The size of angle BCA is  $78^\circ$ .



*diagram not to scale*

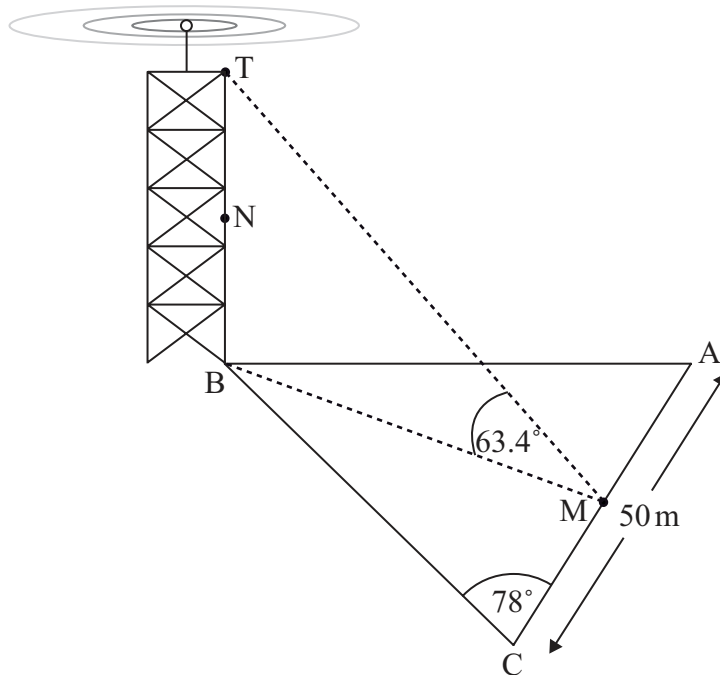
(a) Find the size of angle ABC. [3]

(b) Find the area of the triangular field. [4]

M is the midpoint of AC.

(c) Find the length of BM. [3]

A vertical mobile phone mast, TB, is built next to the field with its base at B. The angle of elevation of T from M is  $63.4^\circ$ . N is the midpoint of the mast.



*diagram not to scale*

(d) Calculate the angle of elevation of N from M. [5]

## 5. [Maximum mark: 12]

A group of candidates sat a Chemistry examination and a Physics examination. The candidates' marks in the Chemistry examination are normally distributed with a mean of 60 and a standard deviation of 12.

(a) Draw a diagram that shows this information. [2]

(b) Write down the probability that a randomly chosen candidate who sat the Chemistry examination scored at most 60 marks. [1]

Hee Jin scored 80 marks in the Chemistry examination.

(c) Find the probability that a randomly chosen candidate who sat the Chemistry examination scored **more** than Hee Jin. [2]

The candidates' marks in the Physics examination are normally distributed with a mean of 63 and a standard deviation of 10. Hee Jin also scored 80 marks in the Physics examination.

(d) Find the probability that a randomly chosen candidate who sat the Physics examination scored **less** than Hee Jin. [2]

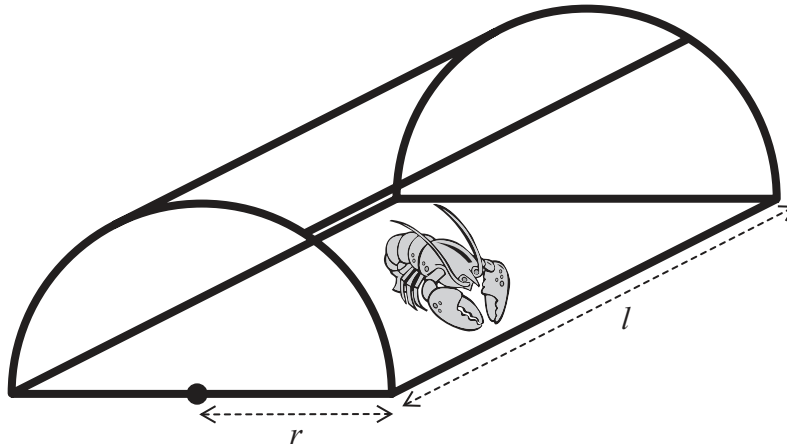
(e) Determine whether Hee Jin's Physics mark, **compared to the other candidates**, is better than her mark in Chemistry. Give a reason for your answer. [2]

To obtain a "grade A" a candidate must be in the top 10% of the candidates who sat the Physics examination.

(f) Find the minimum possible mark to obtain a "grade A". Give your answer correct to the nearest integer. [3]

6. [Maximum mark: 17]

A lobster trap is made in the shape of half a cylinder. It is constructed from a steel frame with netting pulled tightly around it. The steel frame consists of a rectangular base, two semicircular ends and two further support rods, as shown in the following diagram.



*diagram not to scale*

The semicircular ends each have radius  $r$  and the support rods each have length  $l$ . Let  $T$  be the total length of steel used in the frame of the lobster trap.

- (a) Write down an expression for  $T$  in terms of  $r$ ,  $l$  and  $\pi$ . [3]

The volume of the lobster trap is  $0.75 \text{ m}^3$ .

- (b) Write down an equation for the volume of the lobster trap in terms of  $r$ ,  $l$  and  $\pi$ . [3]

- (c) Show that  $T = (2\pi + 4)r + \frac{6}{\pi r^2}$ . [2]

- (d) Find  $\frac{dT}{dr}$ . [3]

The lobster trap is designed so that the length of steel used in its frame is a minimum.

- (e) Show that the value of  $r$  for which  $T$  is a minimum is  $0.719 \text{ m}$ , correct to three significant figures. [2]

- (f) Calculate the value of  $l$  for which  $T$  is a minimum. [2]

- (g) Calculate the minimum value of  $T$ . [2]