

Please check the examination details below before entering your candidate information

Candidate surname

Other names

Pearson Edexcel
International
Advanced Level

Centre Number

--	--	--	--	--

Candidate Number

--	--	--	--	--

Wednesday 3 June 2020

Afternoon (Time: 1 hour 30 minutes)

Paper Reference **WMA13/01**

Mathematics
International Advanced Level
Pure Mathematics P3

You must have:

Mathematical Formulae and Statistical Tables (Lilac), calculator

Total Marks

--

Candidates may use any calculator permitted by Pearson regulations. Calculators must not have the facility for symbolic algebra manipulation, differentiation and integration, or have retrievable mathematical formulae stored in them.

Instructions

- Use **black** ink or ball-point pen.
- If pencil is used for diagrams/sketches/graphs it must be dark (HB or B).
- **Fill in the boxes** at the top of this page with your name, centre number and candidate number.
- Answer **all** questions and ensure that your answers to parts of questions are clearly labelled.
- Answer the questions in the spaces provided
– *there may be more space than you need.*
- You should show sufficient working to make your methods clear. Answers without working may not gain full credit.
- Inexact answers should be given to three significant figures unless otherwise stated.

Information

- A booklet 'Mathematical Formulae and Statistical Tables' is provided.
- There are 9 questions in this question paper. The total mark for this paper is 75.
- The marks for **each** question are shown in brackets
– *use this as a guide as to how much time to spend on each question.*

Advice

- Read each question carefully before you start to answer it.
- Try to answer every question.
- Check your answers if you have time at the end.
- If you change your mind about an answer, cross it out and put your new answer and any working underneath.

Turn over ►

P65758RA

©2020 Pearson Education Ltd.

1/1/1/1/1/



P 6 5 7 5 8 R A 0 1 3 2



Pearson

4.

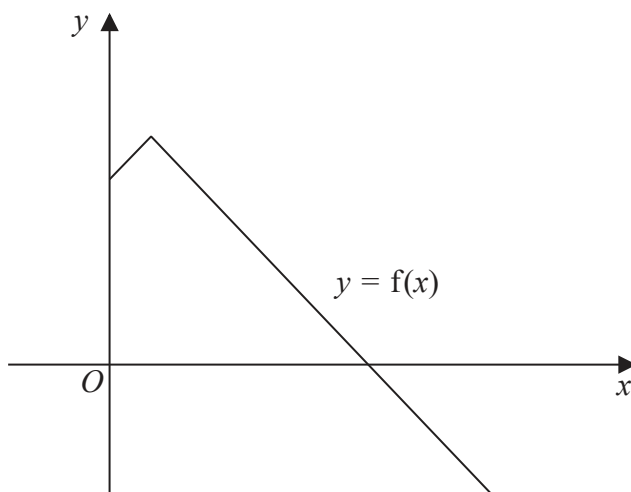


Figure 2

Figure 2 shows a sketch of part of the graph with equation $y = f(x)$ where

$$f(x) = 21 - 2|2 - x| \quad x \geq 0$$

(a) Find $ff(6)$ (2)

(b) Solve the equation $f(x) = 5x$ (2)

Given that the equation $f(x) = k$, where k is a constant, has exactly two roots,

(c) state the set of possible values of k . (2)

The graph with equation $y = f(x)$ is transformed onto the graph with equation $y = af(x - b)$

The vertex of the graph with equation $y = af(x - b)$ is $(6, 3)$.

Given that a and b are constants,

(d) find the value of a and the value of b . (2)

DO NOT WRITE IN THIS AREA

DO NOT WRITE IN THIS AREA

DO NOT WRITE IN THIS AREA



5. (a) Show that

$$\sin 3x \equiv 3 \sin x - 4 \sin^3 x \quad (4)$$

(b) Hence find, using algebraic integration,

$$\int_0^{\frac{\pi}{3}} \sin^3 x \, dx \quad (4)$$

DO NOT WRITE IN THIS AREA

DO NOT WRITE IN THIS AREA

DO NOT WRITE IN THIS AREA



6.

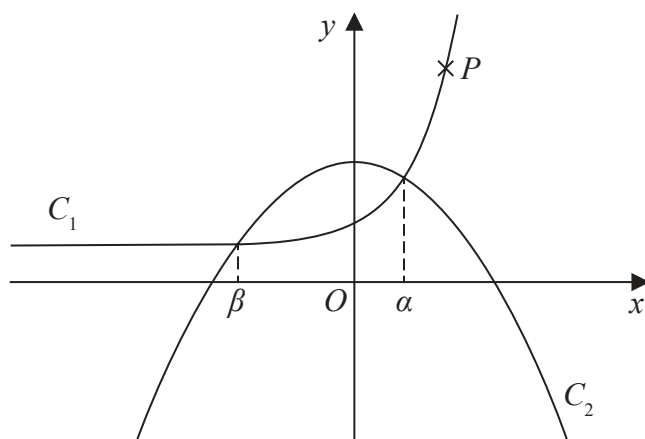


Figure 3

Figure 3 shows a sketch of curve C_1 with equation $y = 5e^{x-1} + 3$

and curve C_2 with equation $y = 10 - x^2$

The point P lies on C_1 and has y coordinate 18

- (a) Find the x coordinate of P , writing your answer in the form $\ln k$, where k is a constant to be found. (3)

The curve C_1 meets the curve C_2 at $x = \alpha$ and at $x = \beta$, as shown in Figure 3.

- (b) Using a suitable interval and a suitable function that should be stated, show that to 3 decimal places $\alpha = 1.134$ (3)

The iterative equation

$$x_{n+1} = -\sqrt{7 - 5e^{x_n-1}}$$

is used to find an approximation to β .

Using this iterative formula with $x_1 = -3$

- (c) find the value of x_2 and the value of β , giving each answer to 6 decimal places. (3)

DO NOT WRITE IN THIS AREA

DO NOT WRITE IN THIS AREA

DO NOT WRITE IN THIS AREA



9. (a) Given that

$$\frac{x^4 - x^3 - 10x^2 + 3x - 9}{x^2 - x - 12} \equiv x^2 + P + \frac{Q}{x - 4} \quad x > -3$$

find the value of the constant P and show that $Q = 5$

(4)

The curve C has equation $y = g(x)$, where

$$g(x) = \frac{x^4 - x^3 - 10x^2 + 3x - 9}{x^2 - x - 12} \quad -3 < x < 3.5 \quad x \in \mathbb{R}$$

(b) Find the equation of the tangent to C at the point where $x = 2$
Give your answer in the form $y = mx + c$, where m and c are constants to be found.

(5)

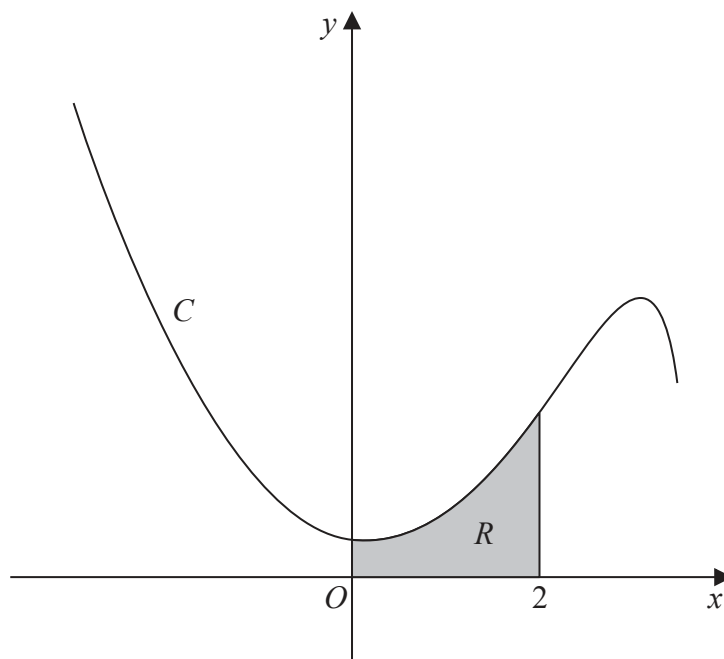


Figure 4

Figure 4 shows a sketch of the curve C .
The region R , shown shaded in Figure 4, is bounded by C , the y -axis, the x -axis and the line with equation $x = 2$

(c) Find the exact area of R , writing your answer in the form $a + b \ln 2$, where a and b are constants to be found.

(5)

DO NOT WRITE IN THIS AREA

DO NOT WRITE IN THIS AREA

DO NOT WRITE IN THIS AREA



