

CANDIDATE
NAME

--

CENTRE
NUMBER

--	--	--	--	--

CANDIDATE
NUMBER

--	--	--	--



MATHEMATICS (SYLLABUS D)

4024/22

Paper 2

October/November 2019

2 hours 30 minutes

Candidates answer on the Question Paper.

Additional Materials: Geometrical instruments
 Electronic calculator

READ THESE INSTRUCTIONS FIRST

Write your centre number, candidate number and name on all the work you hand in.

Write in dark blue or black pen.

You may use an HB pencil for any diagrams or graphs.

Do not use staples, paper clips, glue or correction fluid.

DO NOT WRITE IN ANY BARCODES.

Answer **all** questions.

If working is needed for any question it must be shown in the space below that question.

Omission of essential working will result in loss of marks.

You are expected to use an electronic calculator to evaluate explicit numerical expressions.

If the degree of accuracy is not specified in the question, and if the answer is not exact, give the answer to three significant figures. Give answers in degrees to one decimal place.

For π , use either your calculator value or 3.142, unless the question requires the answer in terms of π .

The number of marks is given in brackets [] at the end of each question or part question.

The total of the marks for this paper is 100.

This document consists of **19** printed pages and **1** blank page.

1 Tanya owns a small business.

(a) Tanya has 4 employees.

Every week, the employees each work for $7\frac{3}{4}$ hours each day for 5 days.
Each employee is paid \$15.20 per hour.

Calculate the total amount Tanya pays her 4 employees in one week.

\$ [2]

(b) The business made a profit of \$25 700 in 2017 compared with \$22 102 in 2018.

Calculate the percentage decrease in profit from 2017 to 2018.

..... % [2]

(c) Tanya must add 8% sales tax to the initial cost of a job.

She then adds 15% to the cost, including sales tax, to find the amount to charge a client.
Tanya charges one client a total of \$465.75 for a job.

Calculate the initial cost of this job.

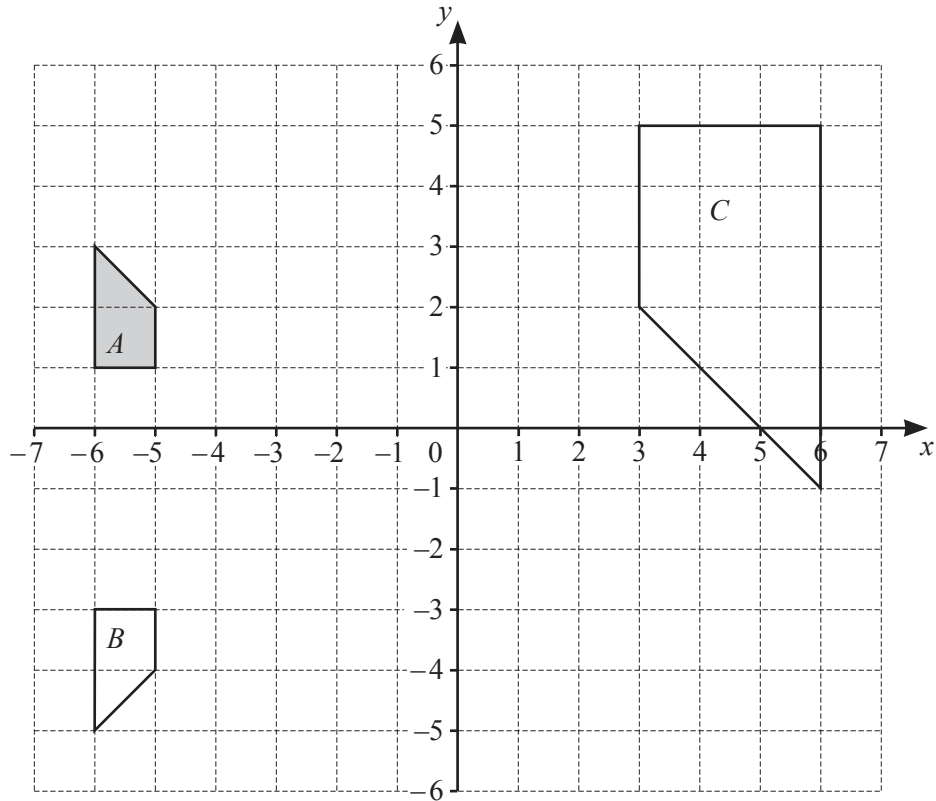
\$ [3]

(d) Tanya invests \$8500 in an account paying 3.1% per year compound interest.

At the end of 5 years she takes \$9300 from the account to buy new equipment for the business.

Calculate how much money is left in the account after buying the new equipment.

\$ [3]



Shapes *A*, *B* and *C* are drawn on the grid.

- (a) Shape *A* is mapped onto shape *B* by a reflection.

Write down the equation of the line of reflection.

..... [1]

- (b) Describe fully the **single** transformation that maps shape *A* onto shape *C*.

.....
 [3]

- (c) Transformation *T* is represented by the matrix $\begin{pmatrix} -1 & 0 \\ 0 & -1 \end{pmatrix}$.

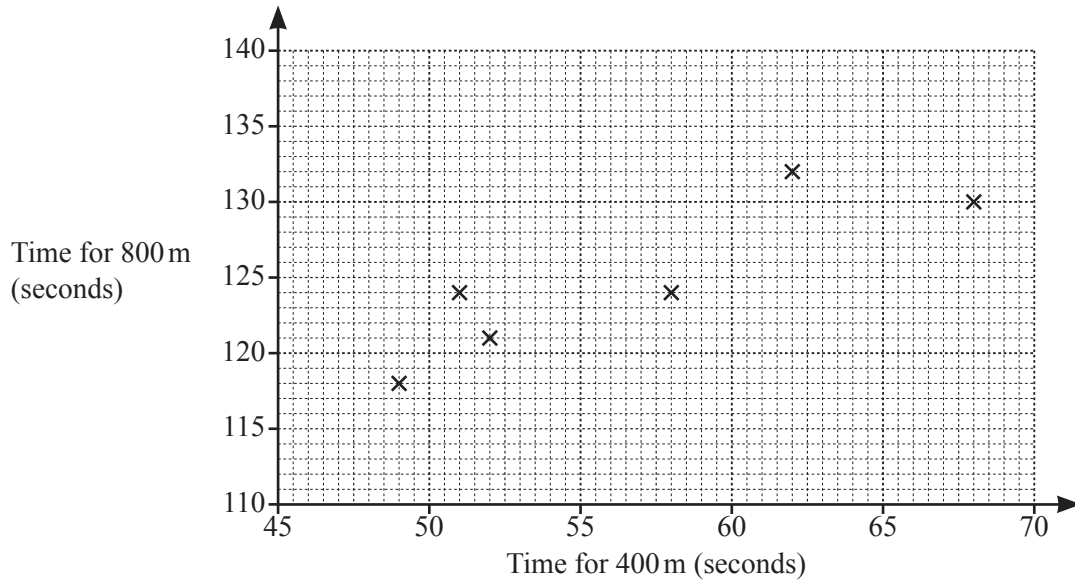
T maps shape *A* onto shape *D*.

Draw and label shape *D*. [2]

- 3 (a) The table shows the times, in seconds, taken for each of 12 members of an athletics club to run 400 metres and 800 metres.

Time for 400 m (seconds)	49	62	58	52	51	68	56	63	50	61	53	55
Time for 800 m (seconds)	118	132	124	121	124	130	129	138	126	131	119	127

- (i) On the grid, complete the scatter diagram.
The first six points have been plotted for you.



[2]

- (ii) Runners who took less than 55 seconds to run 400 metres **and** less than 125 seconds to run 800 metres are selected to enter an athletics competition.

How many of these runners are selected for the competition?

..... [1]

- (iii) What type of correlation does the scatter diagram show?

..... [1]

- (iv) Draw a line of best fit on the scatter diagram.

[1]

- (v) Another runner took 65 seconds to run 400 metres.

Use your line of best fit to estimate how long they would take to run 800 metres.

..... s [1]

- (b) 50 members of the athletics club attempted the high jump.
The table summarises the heights, in centimetres, of their jumps.

Height (h cm)	$140 < h \leq 145$	$145 < h \leq 150$	$150 < h \leq 155$	$155 < h \leq 160$	$160 < h \leq 165$
Frequency	p	10	15	13	q

The athletics coach uses the mid-interval values to calculate an estimate of the mean height jumped by the 50 athletes.

His estimate of the mean is 153.6 cm.

- (i) Explain why $p + q = 12$.

.....
..... [1]

- (ii) Show that $142.5p + 162.5q = 1870$.

[2]

- (iii) Find the value of p and the value of q .
Show your working.

$$p = \dots\dots\dots$$

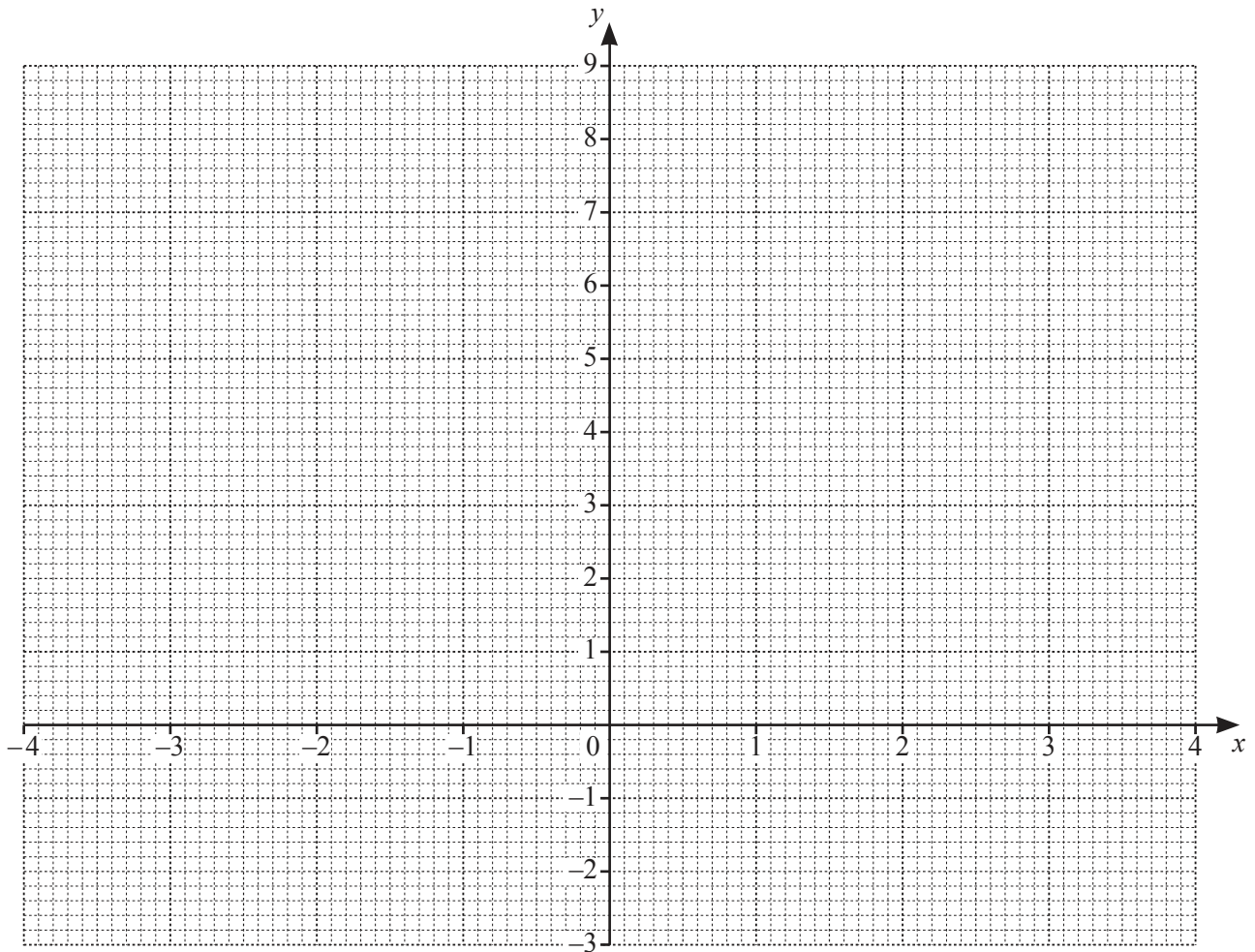
$$q = \dots\dots\dots [3]$$

- 4 (a) Complete the table for $y = 3 + 2x - \frac{x^3}{5}$.

x	-4	-3	-2	-1	0	1	2	3	4
y	7.8	2.4	0.6	1.2	3	4.8	5.4	3.6	

[1]

- (b) Draw the graph of $y = 3 + 2x - \frac{x^3}{5}$ for $-4 \leq x \leq 4$.



[3]

(c) By drawing a tangent, estimate the gradient of the graph of $y = 3 + 2x - \frac{x^3}{5}$ at $(1, 4.8)$.

..... [2]

(d) (i) On the grid, draw the line $2y + x = 8$.

[2]

(ii) Write down the x -coordinates of the points where the line intersects the graph of $y = 3 + 2x - \frac{x^3}{5}$.

..... [2]

(iii) These x -coordinates are the solutions of the equation $2x^3 + Ax + B = 0$.

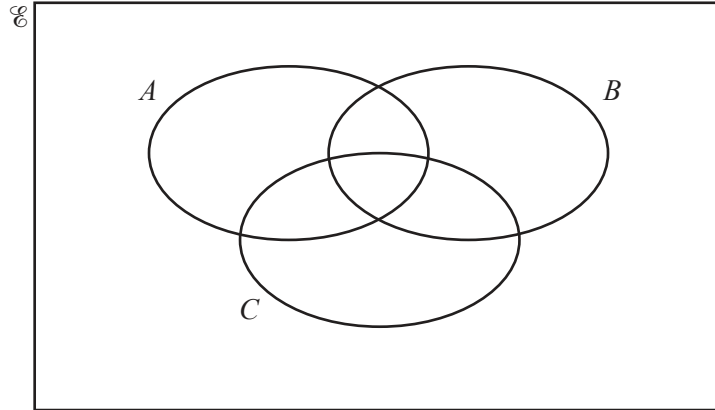
Find the value of A and the value of B .

$A =$

$B =$ [3]

- 5 (a) $\mathcal{E} = \{x : x \text{ is an integer } 1 \leq x \leq 16\}$
 $A = \{x : x \text{ is an even number}\}$
 $B = \{x : x \text{ is a square number}\}$
 $C = \{x : x \text{ is a factor of } 100\}$

(i) Complete the Venn diagram.



[3]

(ii) Find $n(A' \cup B)$.

..... [1]

(iii) $p \in A \cap C$

Write down all the possible values of p .

..... [1]

(b) Ateeq has a set of 16 cards numbered from 1 to 16.

(i) He takes a card from the set at random.

Find the probability that the card shows an odd square number.

..... [1]

(ii) Ateeq takes two cards at random from the set of 16 cards.

Find the probability that both cards show even numbers that are factors of 100.

..... [2]

- 6 (a) Rearrange the formula $v = \frac{3}{p+5}$ to make p the subject.

$$p = \dots\dots\dots [2]$$

- (b) Express as a single fraction in its simplest form $\frac{x}{2x-5} + \frac{3}{x-6}$.

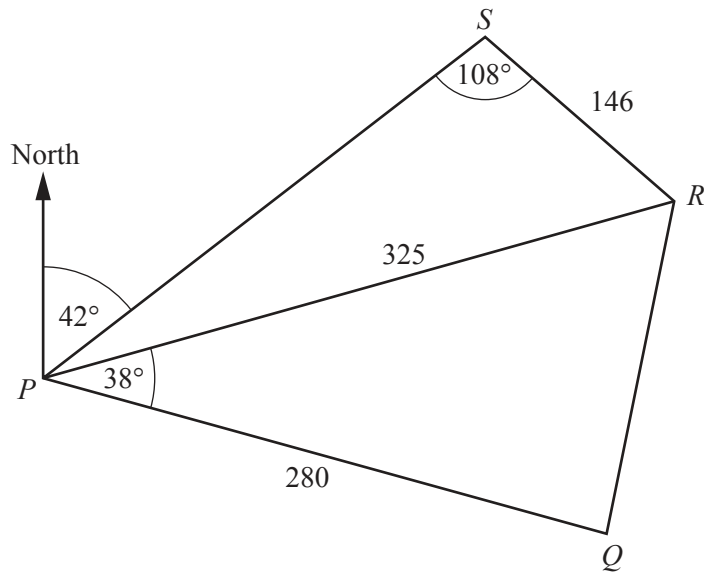
$$\dots\dots\dots [3]$$

- (c) Solve $\frac{4x+5}{1-3x} = 2$.

$$x = \dots\dots\dots [3]$$

- (d) Solve $5(x+3) = 2x(2x-1)$.
Show your working.

$$x = \dots\dots\dots \text{ or } x = \dots\dots\dots [4]$$



NOT TO SCALE

A field is in the shape of a quadrilateral $PQRS$.
 A path crosses the field from P to R .
 $PQ = 280$ m, $RS = 146$ m and $PR = 325$ m.
 S is on a bearing of 042° from P , $\hat{PSR} = 108^\circ$ and $\hat{RPQ} = 38^\circ$.

(a) Calculate the bearing of R from P .

..... [4]

(b) (i) Show that $QR = 202$ m, correct to the nearest metre.

[3]

- (ii) Mia walks at a constant speed of 5.5 km/h.

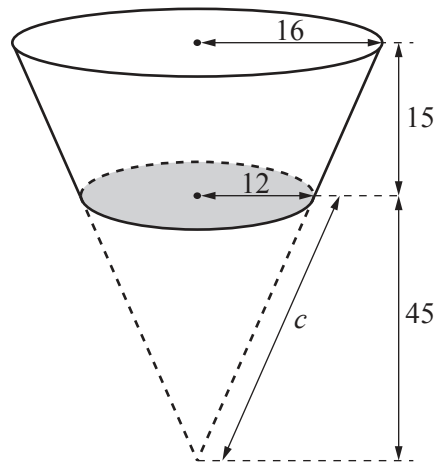
Calculate the time it takes her to walk from Q to R .

Give your answer in minutes and seconds, correct to the nearest second.

..... minutes seconds [3]

8 [Volume of cone = $\frac{1}{3}\pi r^2 h$]

[Curved surface area of a cone = $\pi r l$]



The diagram shows a bowl with a circular base.

The curved surface of the bowl is formed by removing a cone with radius 12 cm and height 45 cm from a larger cone as shown in the diagram.

The radius of the top of the bowl is 16 cm and its height is 15 cm.

(a) Calculate the volume of the bowl.

..... cm³ [3]

(b) The slant height of the cone that has been removed is c cm.

Show that $c = 46.6$, correct to 3 significant figures.

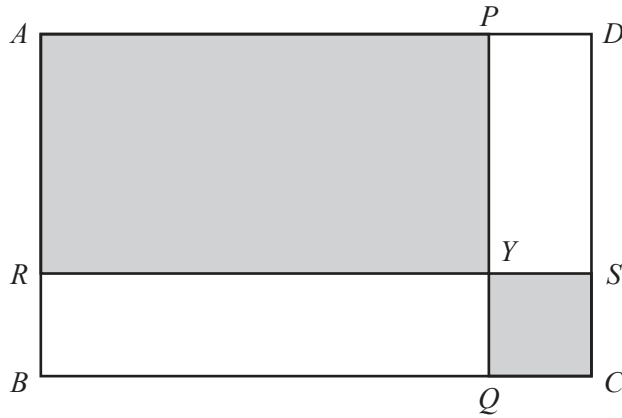
[2]

- (c) The bowl is completely filled with water.

Calculate the total surface area of the bowl that is in contact with the water.

..... cm² [4]

9



NOT TO SCALE

$ABCD$ is a rectangle with $AB = 10$ cm and $AD = 12$ cm.
 PQ is parallel to AB and RS is parallel to AD .
 Y is the point of intersection of PQ and RS .
 $BR = DP = x$ cm.
 A smaller rectangle and a square are shaded.

(a) Write down an expression, in terms of x , for

(i) AR ,

..... cm [1]

(ii) AP .

..... cm [1]

(b)
$$\frac{\text{Area of shaded rectangle } ARYP}{\text{Area of rectangle } ABCD} = \frac{3}{4}$$

Show that $x^2 - 22x + 30 = 0$.

[3]

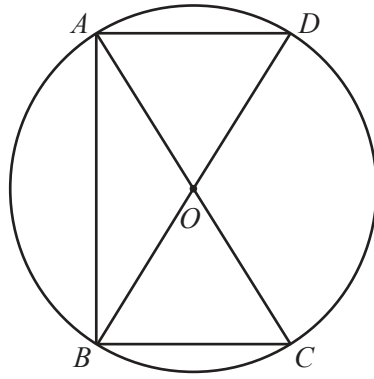
- (c) Solve the equation $x^2 - 22x + 30 = 0$.
Show your working and give your answers correct to 2 decimal places.

$x = \dots\dots\dots$ or $x = \dots\dots\dots$ [3]

- (d) Find the total **unshaded** area in rectangle $ABCD$.

$\dots\dots\dots \text{ cm}^2$ [2]

10 (a)

NOT TO
SCALE

AC and BD are diameters of the circle, centre O .

Show that triangle ABC is congruent to triangle BAD .
Give a reason for each statement you make.

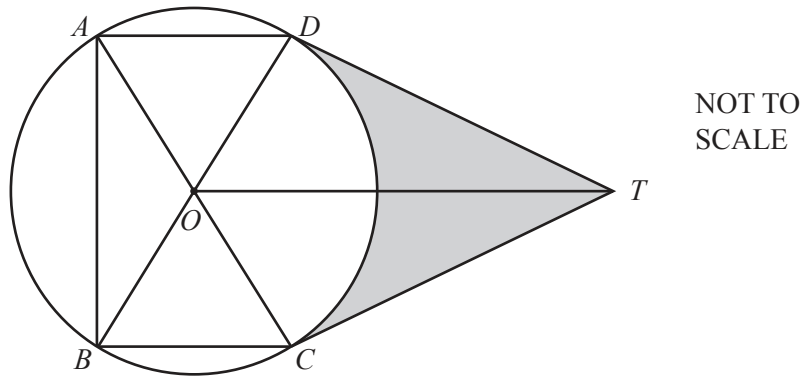
.....

.....

.....

..... [3]

(b)



Two tangents, TC and TD , are drawn to the circle in **part (a)**.
 The diameter of the circle is 8 cm and $\hat{ABD} = 28^\circ$.

(i) Find \hat{COD} .

$\hat{COD} = \dots\dots\dots$ [2]

(ii) Calculate the area shown shaded in the diagram.

$\dots\dots\dots \text{cm}^2$ [5]

BLANK PAGE

Permission to reproduce items where third-party owned material protected by copyright is included has been sought and cleared where possible. Every reasonable effort has been made by the publisher (UCLES) to trace copyright holders, but if any items requiring clearance have unwittingly been included, the publisher will be pleased to make amends at the earliest possible opportunity.

To avoid the issue of disclosure of answer-related information to candidates, all copyright acknowledgements are reproduced online in the Cambridge Assessment International Education Copyright Acknowledgements Booklet. This is produced for each series of examinations and is freely available to download at www.cambridgeinternational.org after the live examination series.

Cambridge Assessment International Education is part of the Cambridge Assessment Group. Cambridge Assessment is the brand name of the University of Cambridge Local Examinations Syndicate (UCLES), which itself is a department of the University of Cambridge.