



Cambridge O Level

CANDIDATE
NAME


--

CENTRE
NUMBER

--	--	--	--	--

CANDIDATE
NUMBER

--	--	--	--



MATHEMATICS (SYLLABUS D)

4024/21

Paper 2

May/June 2021

2 hours 30 minutes

You must answer on the question paper.

You will need: Geometrical instruments

INSTRUCTIONS

- Answer **all** questions.
- Use a black or dark blue pen. You may use an HB pencil for any diagrams or graphs.
- Write your name, centre number and candidate number in the boxes at the top of the page.
- Write your answer to each question in the space provided.
- Do **not** use an erasable pen or correction fluid.
- Do **not** write on any bar codes.
- You should use a calculator where appropriate.
- You may use tracing paper.
- You must show all necessary working clearly.
- Give non-exact numerical answers correct to 3 significant figures, or 1 decimal place for angles in degrees, unless a different level of accuracy is specified in the question.
- For π , use either your calculator value or 3.142.

INFORMATION

- The total mark for this paper is 100.
- The number of marks for each question or part question is shown in brackets [].

This document has **20** pages. Any blank pages are indicated.

1 In 2019 Nicole's annual income was \$22 000.

(a) She spent \$7200 on accommodation in 2019.

Calculate the percentage of her income she spent on accommodation.

..... % [2]

(b) Her annual income of \$22 000 increased by 4% in 2020.

Calculate her annual income in 2020.

\$ [2]

(c) Nicole invests \$2000 in an account.

The account pays compound interest at a rate of $K\%$ per year.

At the end of the first year, the money in the account is \$2036.

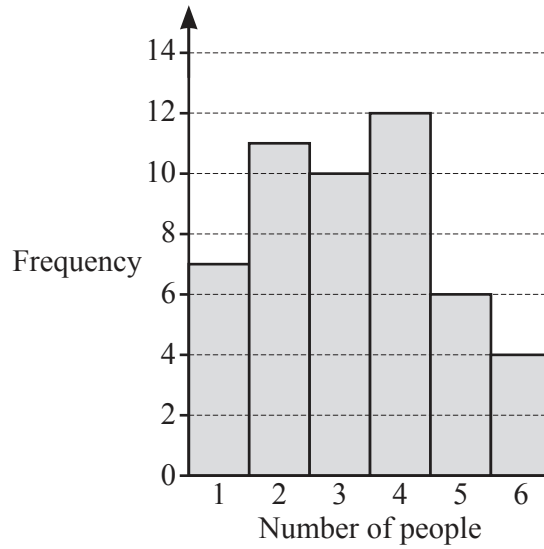
(i) Show that $K = 1.8$.

[2]

(ii) Find the number of complete years before Nicole has at least \$2150 in the account.
Show your working.

..... years [3]

- 2 A survey recorded the number of people living in each of 50 houses. The bar chart shows the results.



- (a) Find the mode.

..... [1]

- (b) Find the median.

..... [1]

- (c) Calculate the mean.

..... [3]

- (d) One of these houses is chosen at random.

Find the probability that exactly 3 people live there.

..... [1]

- (e) Two houses are chosen at random from these 50 houses.

Find the probability that only one of the two houses has exactly 5 people living there.

..... [3]

3 (a) $p = \frac{3q+5}{r^2}$

Calculate p when $q = 15$ and $r = -4$.

$p = \dots\dots\dots$ [2]

(b) Expand and simplify $3(2x+1) + 4(x-5)$.

$\dots\dots\dots$ [2]

(c) Solve $\frac{3-k}{4} = 1$.

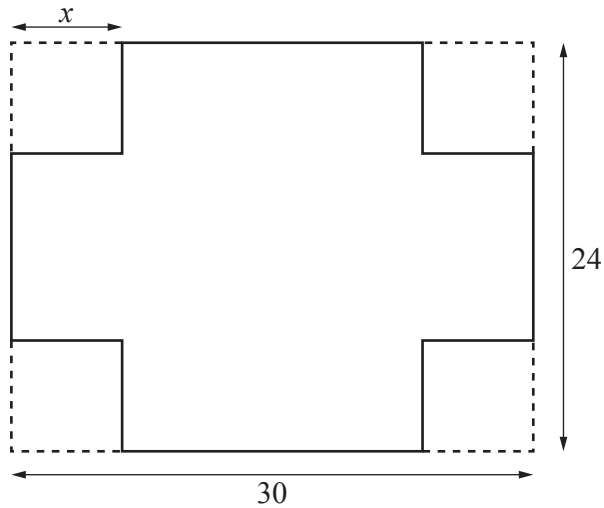
$k = \dots\dots\dots$ [2]

(d) $\frac{x^6}{x^m} = x^{-3}$

Find m .

$m = \dots\dots\dots$ [1]

(e)

NOT TO
SCALE

A rectangular piece of card measures 30 cm by 24 cm.
 The net of an open box is made by removing a square from each corner of this piece of card.
 Each square that is removed has side x cm.
 The area of the net is 576 cm^2 .

(i) Form an equation in x and solve it to find the value of x .

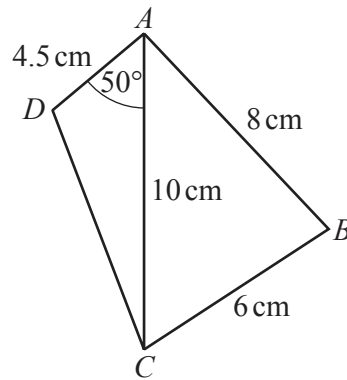
$$x = \dots\dots\dots [3]$$

(ii) The net is made into an open box.
 1000 cm^3 of sand is placed inside the box.

Find the fraction of the box that is filled with sand.
 Give your answer in its simplest form.

$$\dots\dots\dots [3]$$

4 (a) The diagram shows a sketch of quadrilateral $ABCD$.



NOT TO SCALE

(i) Construct an accurate drawing of $ABCD$.
 AC has been drawn for you.



[3]

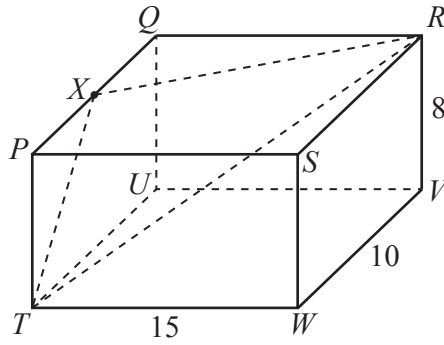
(ii) Measure \hat{ADC} .

..... [1]

(iii) By taking a suitable measurement from your diagram, find the perimeter of quadrilateral $ABCD$.

..... cm [1]

(b)



The diagram shows a cuboid.
 $TW = 15$ cm, $WV = 10$ cm and $RV = 8$ cm.

(i) Show that $TR = 19.7$ cm, correct to 1 decimal place.

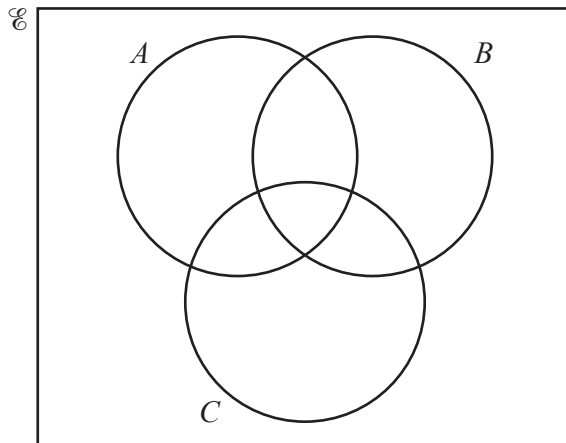
[3]

(ii) X is the midpoint of PQ .

Calculate \hat{TRX} .

$\hat{TRX} = \dots\dots\dots$ [5]

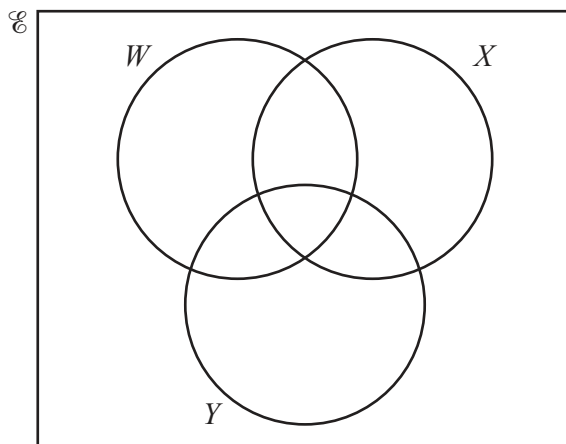
5 (a) Shade the subset $A' \cap B \cap C$.



[1]

- (b) $U = \{ A, C, E, G, H, J, N, R, T, Z \}$
 $W = \{ x : x \text{ has rotational symmetry of order } 2 \}$
 $X = \{ x : x \text{ has line symmetry} \}$
 $Y = \{ R, A, N, G, E \}$

(i) Complete the Venn diagram.



[3]

(ii) List the elements of $X \cap (W \cup Y)'$.

..... [1]

(iii) Find $n(W \cup X \cup Y)'$.

..... [1]

(iv) Using set notation, complete this statement.

..... = \emptyset [1]

6 $f(x) = 2x + 3$ $g(x) = \frac{12 - 3x}{5}$

(a) Find $g(-1)$.

..... [1]

(b) Solve $f(x) = 2$.

$x =$ [2]

(c) Find $g^{-1}(x)$.

$g^{-1}(x) =$ [3]

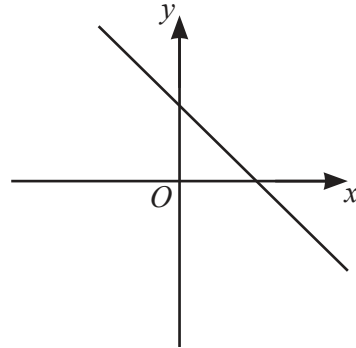
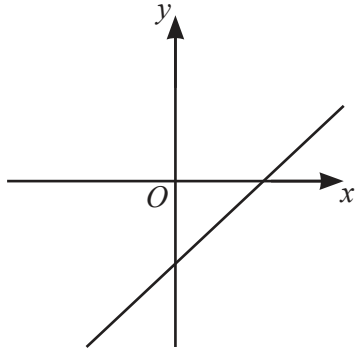
(d) Find the value of x when $f(x)$ is 4 more than $g(x)$.

$x =$ [4]

7 (a) $y = 2x + 1$ $y = 2x - 1$ $y = -2x + 1$ $y = -2x - 1$

The diagrams below show sketches of two of these lines.

Write the correct equation below each diagram.

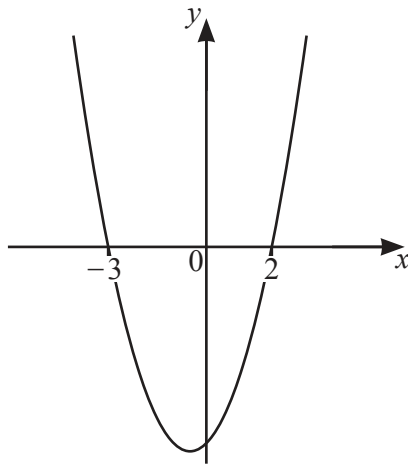


.....

.....

[2]

(b)

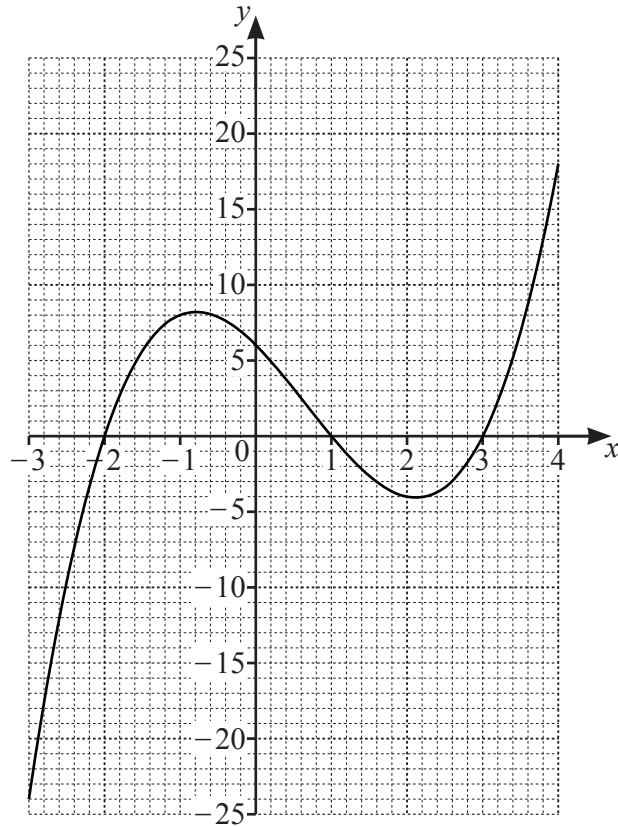


This diagram shows a sketch of the graph of $y = x^2 + ax + b$.

Find the value of a and the value of b .

$a = \dots\dots\dots b = \dots\dots\dots$ [2]

(c)



The grid shows the graph of $y = x^3 - 2x^2 - 5x + 6$.

(i) $x^3 - 2x^2 - 5x + 6 = k$ has exactly 2 solutions.

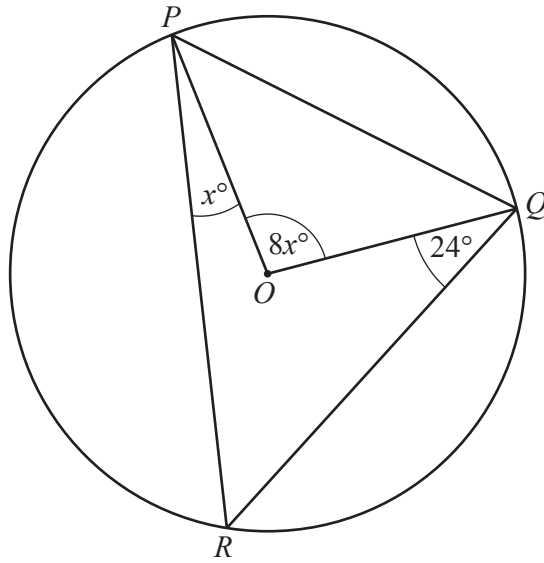
Use the graph to find the possible values of k .

..... [2]

(ii) By drawing a suitable line on the grid, find the solutions of $x^3 - 2x^2 - 7x + 5 = 0$.

$x = \dots\dots\dots$, $x = \dots\dots\dots$, $x = \dots\dots\dots$ [4]

8 (a)

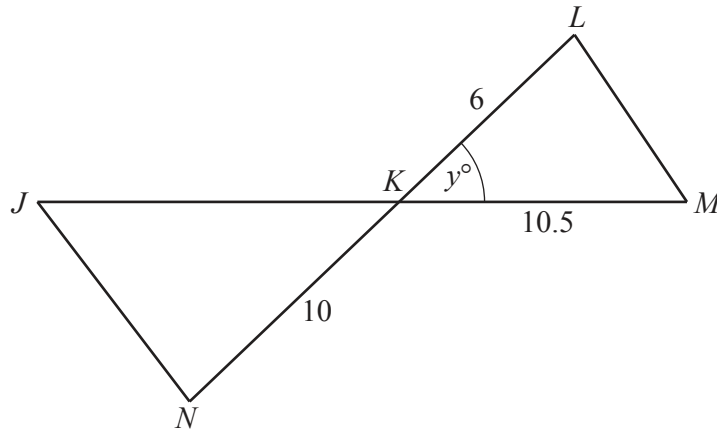
NOT TO
SCALE

P , Q and R are points on the circumference of a circle, centre O .
Angle $POQ = 8x^\circ$, angle $RPO = x^\circ$ and angle $OQR = 24^\circ$.

Calculate angle PQO .

Angle $PQO = \dots\dots\dots$ [4]

(b)

NOT TO
SCALE

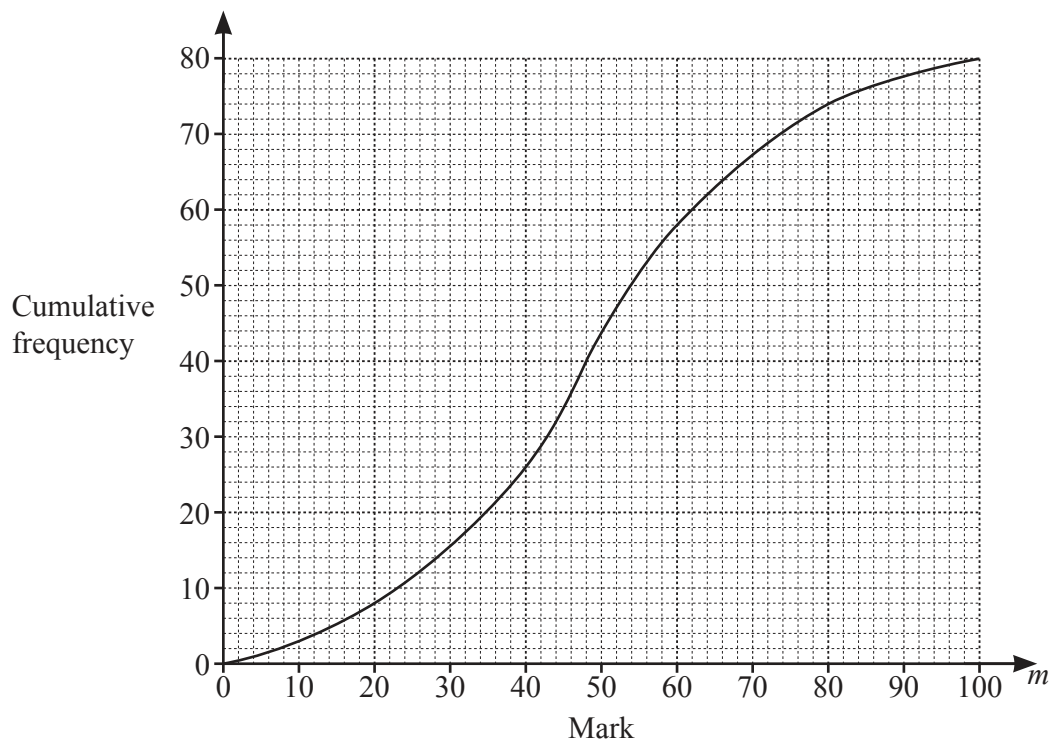
Triangle KLM is similar to triangle KNJ .
 JKM and NKL are straight lines.

$\hat{KLM} = \hat{KNJ}$ and $\hat{LKM} = y^\circ$.
 $KL = 6$ cm, $KM = 10.5$ cm and $KN = 10$ cm.
 The area of triangle JKN is 75 cm².

Calculate y .

$y = \dots\dots\dots$ [5]

9 (a) The cumulative frequency diagram shows the marks obtained by 80 students in a Maths test.



(i) Use the diagram to find an estimate of the median.

..... [1]

(ii) 60% of the students passed the test.

Use the diagram to find the number of marks needed to pass the test.

..... [2]

(iii) Using the information on the diagram, complete the frequency table.

Mark (m)	$0 \leq m < 20$	$20 \leq m < 40$	$40 \leq m < 60$	$60 \leq m < 80$	$80 \leq m < 100$
Frequency	8				

[2]

(b) The times taken by the 80 students to complete a Science test are shown in the frequency table.

Time (m minutes)	$40 < m \leq 50$	$50 < m \leq 60$	$60 < m \leq 70$	$70 < m \leq 80$	$80 < m \leq 90$
Frequency	8	13	p	20	q

An estimate for the mean time taken to complete the test is 67.625 minutes.
This is calculated using the mid-interval value as an estimate of the time in each interval.

Calculate the value of p and the value of q .

$p = \dots\dots\dots q = \dots\dots\dots$ [5]

10 (a) $\vec{AB} = \begin{pmatrix} -3 \\ 5 \end{pmatrix}$

(i) Calculate $|\vec{AB}|$.

$$|\vec{AB}| = \dots\dots\dots [2]$$

(ii) $\vec{AC} = \begin{pmatrix} 6 \\ 2 \end{pmatrix}$ and C is the point $(10, -1)$.

(a) Find the coordinates of the point A .

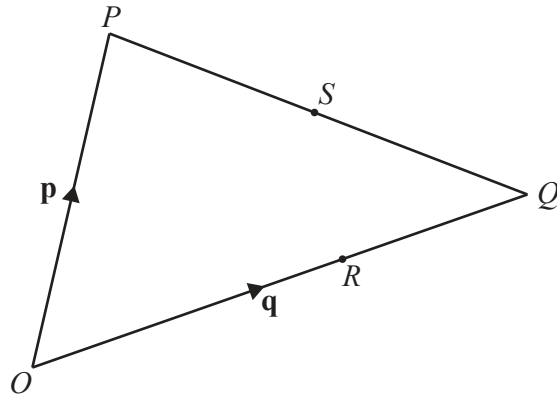
$$(\dots\dots\dots, \dots\dots\dots) [1]$$

(b) B is the midpoint of AD .

Find the coordinates of the point D .

$$(\dots\dots\dots, \dots\dots\dots) [2]$$

(b)

NOT TO
SCALE

The diagram shows triangle OPQ .

$\overrightarrow{OP} = \mathbf{p}$ and $\overrightarrow{OQ} = \mathbf{q}$.

R is the point on OQ such that $OR = 2RQ$.

S is the midpoint of PQ .

Express, as simply as possible, in terms of \mathbf{p} and/or \mathbf{q}

(i) \overrightarrow{PQ} ,

$$\overrightarrow{PQ} = \dots\dots\dots [1]$$

(ii) \overrightarrow{OS} ,

$$\overrightarrow{OS} = \dots\dots\dots [2]$$

(iii) \overrightarrow{SR} .

$$\overrightarrow{SR} = \dots\dots\dots [2]$$

BLANK PAGE

Permission to reproduce items where third-party owned material protected by copyright is included has been sought and cleared where possible. Every reasonable effort has been made by the publisher (UCLES) to trace copyright holders, but if any items requiring clearance have unwittingly been included, the publisher will be pleased to make amends at the earliest possible opportunity.

To avoid the issue of disclosure of answer-related information to candidates, all copyright acknowledgements are reproduced online in the Cambridge Assessment International Education Copyright Acknowledgements Booklet. This is produced for each series of examinations and is freely available to download at www.cambridgeinternational.org after the live examination series.

Cambridge Assessment International Education is part of the Cambridge Assessment Group. Cambridge Assessment is the brand name of the University of Cambridge Local Examinations Syndicate (UCLES), which itself is a department of the University of Cambridge.