



UNIVERSITY OF CAMBRIDGE INTERNATIONAL EXAMINATIONS  
General Certificate of Education Ordinary Level

CANDIDATE  
NAME

CENTRE  
NUMBER

--	--	--	--	--

CANDIDATE  
NUMBER

--	--	--	--

**FASHION AND TEXTILES**

**6130/01**

Paper 1

**For Examination from 2014**

SPECIMEN PAPER

**2 hours**

Candidates answer on the Question Paper.

Additional Materials:      Coloured pencils (not yellow)  
   Ruler  
   Small piece of fabric, needle and thread

**READ THESE INSTRUCTIONS FIRST**

Write your Centre number, candidate number and name on the work you hand in.  
Write in dark blue or black pen.  
You may use a soft pencil for any diagrams or rough working.  
Do not use staples, paper clips, highlighters, glue or correction fluid.

You should illustrate your answers by means of clear, bold diagrams wherever possible.  
You may use a needle and thread and a small piece of fabric to help in making drawings of stitches.  
This fabric should **not** be handed in with your work.

**Section A**

Answer **all** parts of Question 1 in the spaces provided on the paper.  
You are advised to spend no longer than 40 minutes on Section A.

**Section B**

Answer any **three** questions.  
Enter the numbers of the **Section B** questions you have answered  
in the grid on this page.

The number of marks is given in brackets [ ] at the end of each question or part question.

For Examiner's Use	
<b>Section A</b>	
<b>Section B</b>	/
<b>Total</b>	

This document consists of **19** printed pages and **1** blank page.

Section A

Answer **all** questions in this section.

For  
Examiner's  
Use

- 1 (a) Here is sketch of a shirt.  
The shirt is to be made from a cotton fabric.



Fig. 1

- (i) State the origin of cotton fibres.

..... [1]

- (ii) Suggest **one** suitable cotton fabric for the shirt.

..... [1]

- (iii) State how the fabric suggested in (a)(ii) has been constructed.

.....  
..... [1]



- (iv) Give **two** reasons for your choice of fabric for the shirt.

Reason 1 .....

Reason 2 .....

[2]

(b) The paper pattern for the shirt has the pattern markings shown in the table below. Complete the table by giving the name of each pattern marking and why it is used.

	Pattern marking	Name of pattern marking	Why pattern marking is used
(i)			
(ii)			

[4]

(c) (i) Describe **one** way of transferring pattern marking (b)(ii) to a cotton fabric.

.....

.....

.....

..... [4]

(ii) Give **one** reason for your choice of method.

.....

..... [1]

(d) (i) Describe **two** safety rules which need to be observed when using an electric sewing machine and give a reason for each.

	Safety rule	Reason
Safety rule 1		
Safety rule 2		

[4]

(ii) On Fig. 2 below, sketch and label one suitable plain seam finish for a cotton fabric.

For  
Examiner's  
Use




Fig. 2

[2]

(iii) Give **one** reason for your choice of the seam finish.

.....  
 ..... [1]

(iv) Describe how you can check that the finished seam is of good quality.

.....  
 .....  
 .....  
 ..... [2]

(e) (i) The button band is interfaced. Name **one** suitable interfacing for a cotton fabric and give **two** reasons for your choice.

Name of interfacing .....

Reason 1 .....

.....

Reason 2 .....

..... [3]

- (ii) Describe, with a reason, how the interfacing chosen in (e)(i) will be secured to the button band.

For  
Examiner's  
Use

How interfacing will be secured	Reason for choice

[2]

- (f) (i) Give the name of **two** components which would be needed to complete the cotton shirt **and** state where each component would be used.

	Name of component	Where the component would be used
Component 1		
Component 2		

[4]


- (ii) Describe how **one** of the components will be attached to the shirt.

.....  
..... [1]

- (g) Sketch and label **one** design idea to show how machine embroidery stitches could be worked to decorate the collar of the shirt.

For  
Examiner's  
Use

Design Idea:



[3]

- (h) Explain why it is beneficial to use left-over fabric, after the completion of fashion items.

.....

.....

.....

.....

[4]

**[Total: 40]**

Section B

Answer **three** questions from this section.

2 The choice of fibres and fabrics is important when making fashion items.

(a) (i) State the origin of nylon fibres.

.....  
..... [2]

(ii) Describe **two** performance characteristics of nylon fabrics, which make it suitable for a bag, giving **one** reason for each choice.

Characteristic 1 .....  
Reason for choice .....

.....  
Characteristic 2 .....  
Reason for choice .....

..... [4]

(b) Name **two** fabric finishes which would improve the performance of nylon fabrics for a bag **and** describe how each finish would improve the performance.

Name of fabric finish 1 .....  
How fabric finish would improve the performance of nylon fabrics .....

.....  
.....

Name of fabric finish 2 .....  
How fabric finish would improve the performance of nylon fabrics .....

.....  
..... [4]

(c) Describe how fabrics made from nylon can be recycled.

.....  
.....  
.....  
.....  
.....  
..... [4]

(d) Describe **three** types of **smart** and **modern** fabrics which are available for fashion items **and** explain their uses.


Fabric 1 .....  
Use .....  
.....  
Fabric 2 .....  
Use .....  
.....  
Fabric 3 .....  
Use .....  
..... [6]

**[Total: 20]**



3 Skirts are a fashionable item of clothing for young people.

(a) (i) Sketch and label **one** skirt for someone aged between 13 and 19 years, incorporating **one** idea from the fashion designer you have studied. Show the front and back views.



[4]

(ii) Explain how your idea from (a)(i) will make the skirt a suitable item for someone aged between 13 and 19 years.

.....

.....

.....

.....

.....

.....

.....

[2]



(b) (i) Name **one** suitable fabric for the skirt and give **one** reason for your choice.

Suitable fabric .....

Reason for choice .....

..... [2]

(ii) Complete the **two** care instructions below for the fabric chosen in (b)(i).  
Complete the symbol **and** description.

Symbol	Description
	
	

[2]

(c) Suggest a suitable retail outlet where the skirt could be sold, giving **two** reasons for your choice.

Type of retail outlet .....

Reason 1 .....

.....

Reason 2 .....

..... [3]

(d) (i) The skirt could be made up using the **batch production** method. Explain what batch production means.

.....  
.....  
..... [2]

(ii) Explain why it is important to assemble the skirt in the correct sequence when using the batch production method.

.....  
.....  
.....  
.....  
.....  
.....  
.....  
.....  
..... [5]

**[Total: 20]**

- 4 (a) Below is a sketch of a patch pocket which could be used on a bag. Draw and label a design on the pocket, suitable for hand embroidery.

For  
Examiner's  
Use



Fig. 3

[3]

- (b) Using a labelled sketch, explain how the following hand embroidery stitches could be used on the design in (a).

(i) Cross stitch
(ii) Fly stitch
(iii) French knot

[3]

(c) The top of the pocket could be finished using a **faced opening**. In the space below, draw labelled sketches to show how this process is worked.

*For  
Examiner's  
Use*

Step 1	
Step 2	
Step 3	

[6]

(d) Explain the correct way to press the pocket when it is completed.

.....

.....

..... [3]



**Question 5 is overleaf.**







6 Quilting is a popular method used when making bags.

(a) The sketch below shows the technique of quilting.



Fig. 4

(i) Label the sketch above. [4]

(ii) Suggest a fabric which is suitable for quilting.

..... [1]

(b) (i) Write the correct sequence of steps for producing a piece of quilting by machine.

.....  
.....  
.....  
.....  
.....  
.....  
.....  
.....  
.....  
.....  
.....  
..... [5]

(ii) Suggest **two** uses of quilted fabric, giving one different reason for each.

Use of quilting 1 .....

Reason .....

Use of quilting 2 .....

Reason .....

[4]

(iii) Describe how designs for quilting can be developed so that they can be stitched by hand or machine.

.....  
.....  
.....  
.....  
.....  
.....  
.....  
.....  
.....

[6]

[Total: 20]

**BLANK PAGE**

---

Permission to reproduce items where third-party owned material protected by copyright is included has been sought and cleared where possible. Every reasonable effort has been made by the publisher (UCLES) to trace copyright holders, but if any items requiring clearance have unwittingly been included, the publisher will be pleased to make amends at the earliest possible opportunity.

University of Cambridge International Examinations is part of the Cambridge Assessment Group. Cambridge Assessment is the brand name of University of Cambridge Local Examinations Syndicate (UCLES), which is itself a department of the University of Cambridge.