

CANDIDATE
NAME

CENTRE
NUMBER

--	--	--	--	--

CANDIDATE
NUMBER

--	--	--	--



FASHION AND TEXTILES

6130/01

Paper 1 Theory

October/November 2014

2 hours

Candidates answer on the Question Paper.

Additional Materials: Coloured pencils (not yellow)
 Ruler
 Small piece of fabric, needle and thread

READ THESE INSTRUCTIONS FIRST

Write your Centre number, candidate number and name on the work you hand in.
Write in dark blue or black pen.
You may use a soft pencil for any diagrams or rough working.
Do not use staples, paper clips, glue or correction fluid.
DO NOT WRITE IN ANY BARCODES.

You should illustrate your answers by means of clear, bold diagrams wherever possible.
You may use a needle and thread and a small piece of fabric to help in making drawings of stitches.
This fabric should **not** be handed in with your work.

Section A

Answer **all** parts of Question 1.
You are advised to spend no longer than 40 minutes on Section A.

Section B

Answer any **three** questions.

The number of marks is given in brackets [] at the end of each question or part question.

This document consists of **16** printed pages.

Section A

Answer **all** questions in the space provided.

- 1 Refer to the sketch below of a pair of child's shorts with an elasticated waist.

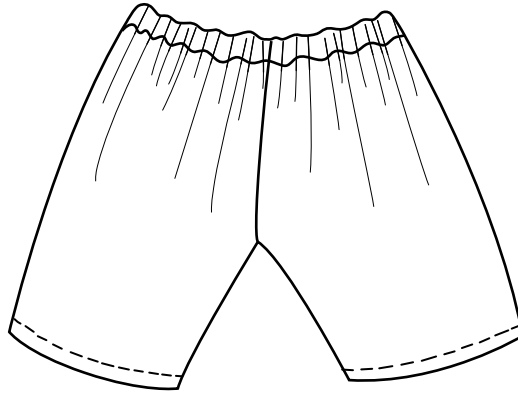


Fig. 1

- (a) (i) Cotton/polyester gingham fabric is suggested for this **style**. Give **two** reasons why this fabric is suitable.

Name of fabric	Cotton/polyester gingham
Reason 1	
Reason 2	

[2]

- (ii) Name **two cotton** fabrics with different weaves which would be suitable for the shorts in Fig. 1.

	Name of Fabric	Name of weave
Cotton fabric 1		
Cotton fabric 2		



[4]

- (iii) Give **two** reasons why the shorts in Fig. 1 are suitable for summer wear.

Reason 1	
Reason 2	

[2]

- (iv) Name and describe the meaning of each of these pattern symbols.

Pattern symbol	Name of pattern symbol	Meaning of pattern symbol
		
		

[4]

- (v) Explain, with labelled diagrams, how you would lengthen the pattern for the shorts by 5 cm using a pattern marking.

[4]

(vi) Suggest **two** reasons why it may be necessary to lengthen the pattern piece in (v).

Reason 1	
Reason 2	

[2]

(b) (i) The waistline for the shorts in Fig. 1 is elasticated. Explain how to calculate the correct amount of elastic needed for the child's shorts.

.....

.....

.....

.....[2]

(ii) Explain how the elastic is inserted in the casing and suggest a suitable hand-worked stitch which could be used to join the elastic. You may use labelled diagrams in your answer.

[3]

- (c) The hemline could be stitched by hand or machine. Name **one** hand stitch and **one** machine stitch which is suitable for the hem, and draw a sketch of each stitch in the space below.

	Name of stitch	Sketch of stitch
Hand-stitched hem		
Machine-stitched hem		

[4]

- (d) What is meant by the following terms when constructing garments?

Notching	
Pressing	

[2]

- (e) Complete the care label symbols for the cotton/polyester gingham fabric for the child's shorts in Fig. 1:

Name of symbol	Sketch of care symbol	Reason why symbol is used
Wash code		
Bleach symbol		
Iron symbol		

[6]

- (f) (i) The shorts in Fig. 1 could be worn with a top or shirt.
Name **one** knitted fabric which would be suitable for a top/shirt.

	Fibre content	Name of knitted fabric
One knitted fabric		

[2]

- (ii) Comment on why knitted fabrics are sometimes used for children's tops or shirts.

.....
.....
.....
.....
.....
.....
.....[3]

[Total: 40]

Section B

Answer **three** questions from this section.

2 There is a great variety of fibres and fabrics for fashion items.

(a) State the origin of silk fibres.

.....
.....[1]

(b) Suggest **one** way of adding colour to silk fabrics and explain briefly why this method is suitable.

One way of adding colour	
Explanation of why this method is suitable	

[3]

(c) Silk is popular for clothing.
Name **three** performance characteristics of silk fabric and explain why it is suitable for clothing:

Performance characteristic

Why it is suitable for clothing

.....

Performance characteristic

Why it is suitable for clothing

.....

Performance characteristic

Why it is suitable for clothing

.....[6]

- 3 (a) Sketch and label the front and back view of a school dress suitable for a young child. Include a zip fastener in your design.

[4]

- (b) Name **one** fabric made from a plain coloured polyester/cotton blend and give **two** explanations why this fabric is suitable for a child's school summer dress.

Name of fabric	
Explanation 1	
Explanation 2	

[3]

- (c) Name **one** suitable fabric finish which could be applied to the fabric named in **3(b)**. Explain how it improves the performance characteristic of the fabric.

One fabric finish

Explanation

.....[3]

4 Appliqué is a popular surface decoration.

- (a) Sketch and label **one** design for an appliqué suitable for the hat below, which could be worked by machine. Show the use of **two** different fabrics for the appliqué.

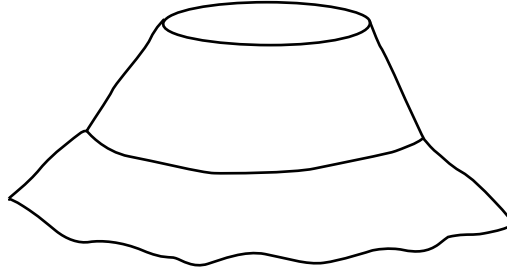


Fig. 2


[4]

- (b) Explain **two** ways in which the appliqué fabric could be attached to the background fabric before machining. (You may use labelled sketches in your answer).

[4]


5 Edge finishes are used on a wide variety of textile items.

(a) (i) Draw a labelled sketch of a bag which shows the use of a contrasting binding.



[3]

(ii) Using labelled sketches, explain how to cut a crossway strip.



[4]

(c) Explain **three** advantages of using **CAD (Computer Aided Design)** when designing bags.

Advantage 1

.....

Advantage 2

.....

Advantage 3

..... [3]

[Total: 20]

6 A variety of equipment is used in garment construction.

(a) Name **two** cutting tools which can be used for garment making, and give **one** specific use for each.

Name of cutting tool	One use for cutting tool

[4]

(b) State **two** ways to store cutting tools giving **one** reason for each.

Way to store cutting tool

Reason

Way to store cutting tool

Reason [4]

