



Cambridge IGCSE™


CANDIDATE
NAME

CENTRE
NUMBER

--	--	--	--	--

CANDIDATE
NUMBER

--	--	--	--



MUSIC

0410/13

Paper 1 Listening

May/June 2021

Approximately 1 hour 15 minutes

You must answer on the question paper.

You will need: Insert (enclosed)

INSTRUCTIONS

- Answer **all** questions in Sections **A**, **B** and **C**.
- Section **D**: answer **all** questions on the **one Set Work** you have studied, in the space provided.
- There will be time for you to look at the questions before you hear each extract of music. You may find it helpful to make notes on the music as you listen.
- Use a black or dark blue pen.
- Write your name, centre number and candidate number in the boxes at the top of the page.
- Write your answer to each question in the space provided.
- Do **not** use an erasable pen or correction fluid.
- Do **not** write on any bar codes.
- You may use an HB pencil for any music.
- The insert contains the scores for Music C1 and your chosen Set Work in Section D.

INFORMATION

- The total mark for this paper is 70.
- The number of marks for each question or part question is shown in brackets [].

This document has **16** pages. Any blank pages are indicated.

SECTION A [16 marks]

You will hear two examples of music, selected from the Baroque, Classical or Romantic periods or the Twentieth Century.

Each extract will be played **four** times, with a pause between each playing.

Music A1

You will hear an extract for voice and instruments. The words used are printed below. Read through questions **1** to **7**.

- 1 *In this shady blest retreat*
 2 *I've been waiting for my dear*
 [Orchestra]
 3 *I've been waiting for my dear.*
 4 *Hark I hear*
 5 *Hark I hear his welcome feet*
 6 *Tell the lovely charmer near*
 7 *Hark I hear his welcome feet*
 8 *Tell the lovely charmer near*
 9 *Tell the lovely charmer near*
 10 *Tell the lovely charmer*
 11 *The lovely charmer near*
 12 *Tell the lovely charmer near*
 13 *Tell the lovely charmer near*

1 Which of the following best describes the melody of line 1?

- Ascending major scale
 Ascending minor scale
 Descending major scale
 Descending minor scale

[1]

2 What type of voice is heard in this extract?

.....

[1]

3 How many beats are there in each bar?

.....

[1]

4 What is played by the orchestra between lines 2 and 3?

.....

..... [1]

5 What instrument is heard at the end of line 6 and in the middle of line 7 (after 'Hark I hear')?

..... [1]

6 What vocal effect does the singer use on the word 'charmer' in line 10?

..... [1]

7 This music was written in the Classical period. What features of the music suggest this?

.....
.....
..... [2]

Music A2

You will hear an extract from an instrumental piece. Read through questions **8** to **11**.

8 Name the instrument.

..... [1]

9 What is the texture of the music?

..... [1]

10 (a) Which of the following best describes this music?

Concerto

March

Minuet

Waltz

[1]

(b) Give **two** reasons for your answer.

.....
.....
..... [2]

11 (a) When was this music written?

- Baroque
- Classical
- Romantic
- Twentieth Century

[1]

(b) Give a reason for your answer.

.....

..... [1]

(c) Who composed this music?

- Handel
- Haydn
- Schumann
- Stravinsky

[1]

SECTION B [22 marks]

You will hear three extracts of music from around the world. Each extract will be played **four** times, with a pause between each playing.

Music B1

You will hear an extract for voices and drum. Read through questions **12** to **13**.

12 (a) Describe in detail the music in the first part of the extract (before the drum enters).

.....
.....
..... [2]

(b) What happens in the second part of the extract?

.....
.....
.....
..... [3]

13 Where does this music come from?

..... [1]

Music B2

You will hear an extract from a piece for instruments. Look at the skeleton score below and read through questions 14 to 15.

14 (a) Name one of the instruments which play the printed melody.

..... [1]

(b) Describe the accompaniment in these bars.

.....

 [2]

15 (a) Where does this music come from?

..... [1]

(b) Apart from the instruments used, give **two** reasons for your answer.

.....

 [2]

Music B3 (World Focus: Caribbean Music)

You will hear an extract from a calypso. The words of the first two lines are printed below. Read through questions **16** to **22**.

1 *Matilda, Matilda, Matilda*
 2 *She take me money and run Venezuela*
[Extract continues]

16 Describe briefly what is heard between the words 'Matilda' in line 1.

..... [1]

17 In line 1 the word Matilda is sung first to chord I, then chord IV. Which chord is used the third time it is sung?

- Chord I
- Chord II
- Chord IV
- Chord V

[1]

18 Complete the table below to show the structure of this extract.

Chorus	Instrumental
--------	-------	-------	--------------	-------

[1]

19 Name the instrument which plays the solo in the instrumental section.

..... [1]

20 What features of the metre, tempo and rhythm of this song are typical of calypso?

.....

 [3]

21 What is the mode of this song?

.....

[1]

22 (a) Where in the Caribbean did calypso originate?

.....

[1]

(b) In what type of venue was calypso originally sung?

.....

[1]

SECTION C [16 marks]

You will hear one extract of music. The extract will be played **four** times, with a pause between each playing.

Music C1

You will hear an extract for instruments. Look at the skeleton score, which you will find in the separate Insert, and read through questions **23** to **30**. Answer the questions in this booklet.


23 What is the texture of the music in bars 1–3?

..... [1]

24 What instrument plays the printed music in bars 4–5¹?

..... [1]

25 The melody is incomplete in bar 10. Fill in the missing notes on the staff below. The rhythm has been given to help you.



[3]

26 Name the compositional device used in bars 14⁴–16³.

..... [1]

27 Name the bracketed interval in bar 18.

..... [2]

28 (a) Name the key and cadence in bar 21.

Key:

Cadence:

[2]

(b) What is the relationship of this key to the tonic key of the extract?

..... [1]

29 What type of piece is this?

- Concerto
- Oratorio
- Sonata
- Symphony

[1]

30 (a) When was this music written?

- Baroque
- Classical
- Romantic
- Twentieth Century

[1]

(b) Give **three** reasons for your answer.

.....

.....

.....

..... [3]

SECTION D [16 marks]

Set Work

Answer all the questions on **one** set work:

either Mozart: *Piano Concerto No. 21* (questions 31 to 39)

or Mendelssohn: *Calm Sea and Prosperous Voyage* (questions 40 to 48)

Mozart: Piano Concerto No. 21

You will hear two extracts. Each extract will be played **twice**, with a pause between each playing.

Music D1

Look at the skeleton score, which you will find in the separate Insert, and read through questions 31 to 35.

31 In the extract the upper string part is marked *Con sordino*. What does this mean?

..... [1]

32 Describe in detail what is played by the 2nd violins, violas, cellos and basses in the extract.

.....
.....
.....
..... [2]

33 (a) What size is the interval between the first two notes in bar 8?

..... [1]

(b) Discuss the use of this interval throughout the movement as a whole.

.....
.....
..... [2]

34 What do the horns play in bars 11–16?

..... [1]

35 From which section of the movement is this extract taken?

..... [1]

Music D2

Look at the skeleton score, which you will find in the separate Insert, and read through questions 36 to 39.

- 36 (a) How is the theme in bars 1–9 different from when it was first played in the movement (before the recorded extract)?

.....


.....

..... [2]

- (b) What does the piano play in bars 11–15?

..... [1]

- 37 On the staff below, write the first two notes of the viola part in bar 62 in the treble clef.



[2]

- 38 (a) Name precisely the chord in bar 64.

..... [1]

- (b) What is heard next in the movement (immediately after the recorded extract)?

..... [1]

- 39 Where was the first performance of this piano concerto?

- Prague
- Salzburg
- Vienna
- Warsaw

[1]

Mendelssohn: *Calm Sea and Prosperous Voyage*

You will hear two extracts. Each extract will be played **twice**, with a pause between each playing.

Music D3

Look at the skeleton score, which you will find in the separate Insert, and read through questions 40 to 43.

40 (a) Briefly explain the harmony of bars 1–20.

.....

 [2]

(b) What section of the overture begins in bar 21?

..... [1]

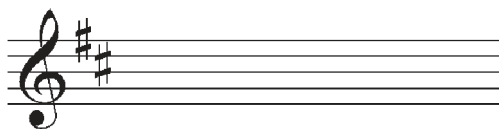
41 (a) All of the strings in bar 29 are instructed to play *marcato*. What does this mean?

..... [1]

(b) Where is this melody derived from?

.....
 [1]

42 On the staff below, write the first two notes of the viola part in bar 31 in the treble clef.



[2]

43 What rhythmic effect is created from bar 37?

.....
 [1]

Music D4

Look at the skeleton score, which you will find in the separate Insert, and read through questions 44 to 48.

44 This extract is the transition theme from the recapitulation. Describe **three** differences between this appearance of the theme and how it appeared earlier in the movement (before the recorded extract).

.....
.....
.....
..... [3]

45 How is the melody in bars 41–43² related to music from earlier in the overture (before the recorded extract)?

.....
..... [1]

46 The serpent plays in this extract. What is this instrument, and what would be most likely to play its part in a modern performance?

.....
.....
..... [2]

47 Explain what is unexpected about the music which follows this section (after the recorded extract).

.....
..... [1]

48 What is the tempo marking of this part of the overture?

..... [1]

BLANK PAGE

Permission to reproduce items where third-party owned material protected by copyright is included has been sought and cleared where possible. Every reasonable effort has been made by the publisher (UCLES) to trace copyright holders, but if any items requiring clearance have unwittingly been included, the publisher will be pleased to make amends at the earliest possible opportunity.

To avoid the issue of disclosure of answer-related information to candidates, all copyright acknowledgements are reproduced online in the Cambridge Assessment International Education Copyright Acknowledgements Booklet. This is produced for each series of examinations and is freely available to download at www.cambridgeinternational.org after the live examination series.

Cambridge Assessment International Education is part of the Cambridge Assessment Group. Cambridge Assessment is the brand name of the University of Cambridge Local Examinations Syndicate (UCLES), which itself is a department of the University of Cambridge.