
GEOGRAPHY

0460/42

Paper 4 Alternative to Coursework

October/November 2015

INSERT

1 hour 30 minutes

READ THESE INSTRUCTIONS FIRST

This Insert contains Figs 1, 4 and 5, Photograph A and Table 1 for Question 1, and Table 2 and Figs 8, 10 and 11 for Question 2.

The Insert is **not** required by the Examiner.

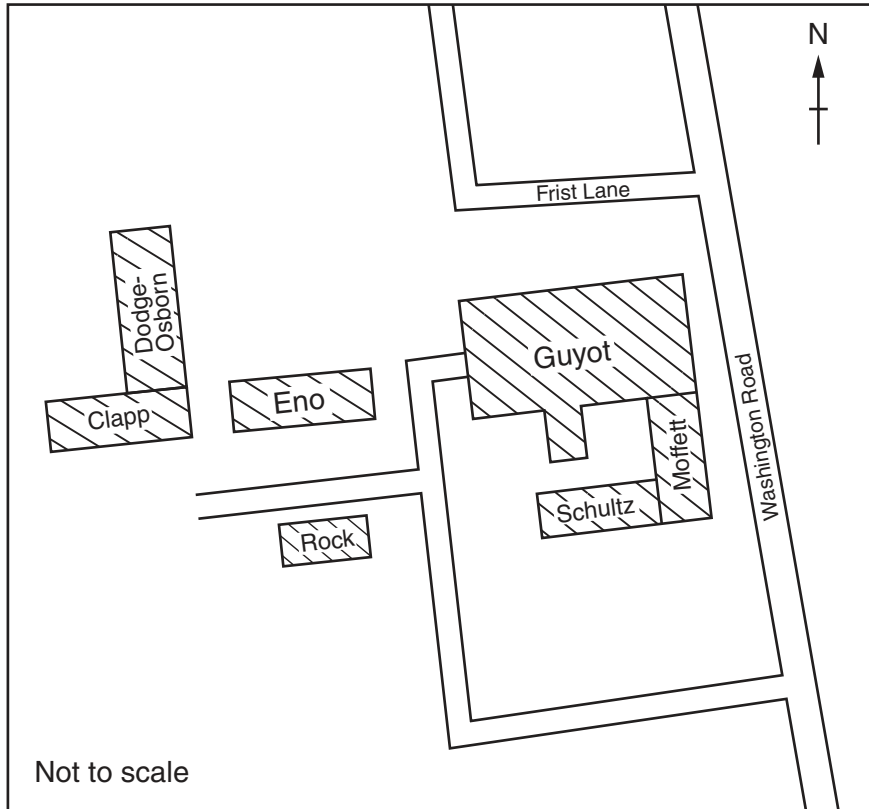


The syllabus is approved for use in England, Wales and Northern Ireland as a Cambridge International Level 1/Level 2 Certificate.



This document consists of **8** printed pages.

Fig. 1 for Question 1

Sketch map of part of Princeton University



Key

-  University building
-  Lawn/grassland

Photograph A for Question 1

Digital thermometer



Table 1 for Question 1

Temperature measurements

Guyot building – north facing side

Time of temperature measurement	Temperature recorded at different distances from the building (°C)					Average temperature (°C)
	Distance from building (m)					
	0.5	1.0	2.0	4.0	8.0	
06:30	22.8	22.6	22.4	22.6	22.5	22.6
09:30	28.8	29.1	28.9	29.3	29.4	29.1
12:30	31.5	32.3	32.5	32.5	33.4	32.4
15:30	34.8	34.9	35.1	35.6	35.0	35.1
18:30	32.4	32.1	32.2	32.5	32.5	32.3
21:30	29.3	29.1	29.0	30.0	29.0	29.3
Average temperature at each distance °C	29.9	30.0	30.0	30.4	30.3	

Eno building – south facing side

Time of temperature measurement	Temperature recorded at different distances from the building (°C)					Average temperature (°C)
	Distance from building (m)					
	0.5	1.0	2.0	4.0	8.0	
06:30	23.1	22.8	22.5	22.4	22.2	22.6
09:30	31.6	31.0	31.2	31.2	31.3	31.3
12:30	34.1	34.2	34.4	34.5	34.0	
15:30	35.6	35.7	36.2	36.0	35.2	35.7
18:30	32.8	32.8	33.0	33.1	33.0	32.9
21:30	29.8	29.6	29.5	29.6	29.1	29.5
Average temperature at each distance °C	31.2	31.0	31.1	31.1	30.8	

Key

31.1	Temperature in shade
33.4	Temperature in sun

Fig. 4 for Question 1

**Wet and dry bulb thermometer
(Hygrometer)**

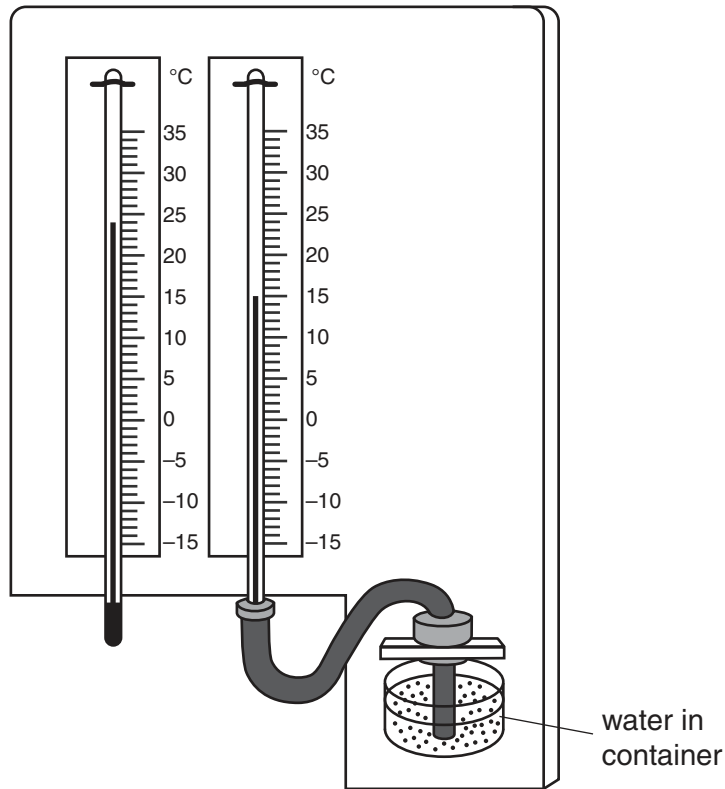


Fig. 5 for Question 1

Extract from relative humidity table

Relative Humidity (%)

Dry Bulb Temperature (°C)	difference between wet bulb and dry bulb temperature (°C)															
	0	1	2	3	4	5	6	7	8	9	10	11	12	13	14	15
0	100	81	63	45	28	11										
2	100	83	67	51	36	20	6									
4	100	85	70	56	42	27	14									
6	100	86	72	59	46	35	22	10								
8	100	87	74	62	51	39	28	17	6							
10	100	88	76	65	54	43	33	24	13	4						
12	100	88	78	67	57	48	38	28	19	10	2					
14	100	89	79	69	60	50	41	33	25	16	8	1				
16	100	90	80	71	62	54	45	37	29	21	14	7	1			
18	100	91	81	72	64	56	48	40	33	26	19	12	6			
20	100	91	82	74	66	58	51	44	36	30	23	17	11	5		
22	100	92	83	75	68	60	53	46	40	33	27	21	15	10	4	
24	100	92	84	76	69	62	55	49	42	36	30	25	20	14	9	4
26	100	92	85	77	70	64	57	51	45	39	34	28	23	18	13	9
28	100	93	86	78	71	65	59	53	47	42	36	31	26	21	17	12
30	100	93	86	79	72	66	61	55	49	44	39	34	29	25	20	16

Table 2 for Question 2

Results of visitor counts

Badesi

	Sunday	Monday
09.30 – 09.45	36	28
12.30 – 12.45	53	51
16.30 – 16.45	40	37
Total	129	116

Valledoria

	Sunday	Monday
09.30 – 09.45	34	29
12.30 – 12.45	64	55
16.30 – 16.45	46	35
Total	144	119

Fig. 8 for Question 2

Bi-polar scoring sheet

	-2	-1	0	+1	+2	
Beach is made of shingle						Beach is made of sand
Narrow beach						Wide beach
Little wildlife						Lots of wildlife
Poor visitor access with no path or steps						Easy visitor access by paths or steps
No car park						Large, free car parks
Lots of litter on the beach						No litter on the beach
Large rocks and broken groynes for protection against the sea						Well-maintained groynes for protection against the sea
No beach facilities						Lots of beach facilities, including shop and toilets
View behind beach is the cliff wall and hotels						View behind beach is attractive countryside
Very noisy						Very quiet

Fig. 10 for Question 2

Questionnaire

Hello, I'm a student from The International Community School. I am doing a survey of tourists to help me complete my geography fieldwork.

Male Female

1. Which one of the following age groups do you belong to?

Age: Under 20 20-35 36-50
 51-65 Over 65

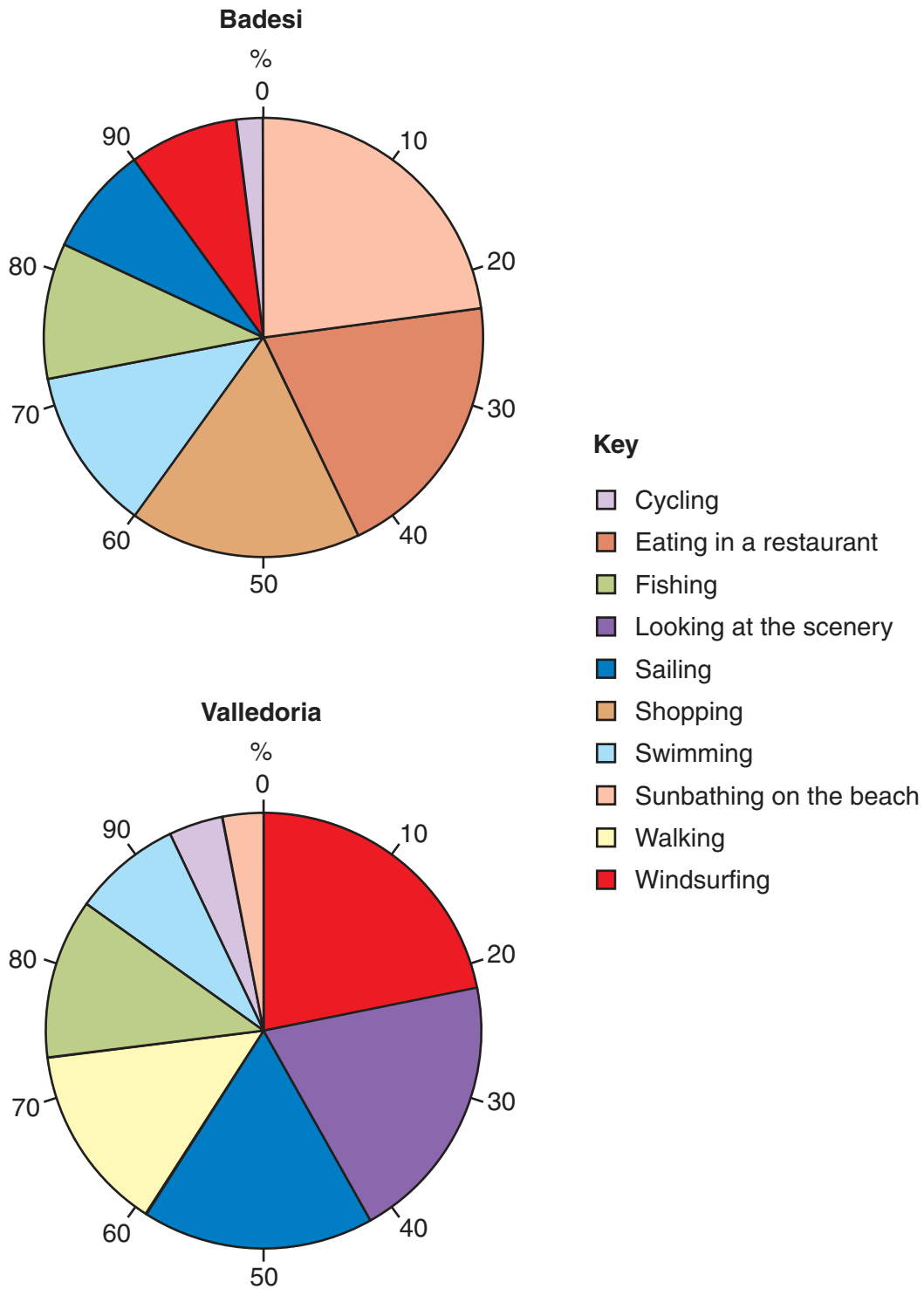
2. What is the main reason for your visit to this area today?

- | | |
|---|--|
| <input type="checkbox"/> Cycling | <input type="checkbox"/> Shopping |
| <input type="checkbox"/> Eating in a restaurant | <input type="checkbox"/> Swimming |
| <input type="checkbox"/> Fishing | <input type="checkbox"/> Sunbathing on the beach |
| <input type="checkbox"/> Looking at the scenery | <input type="checkbox"/> Walking |
| <input type="checkbox"/> Sailing | <input type="checkbox"/> Windsurfing |

Thank you for your time.

Fig. 11 for Question 2

Results of tourist questionnaire



Permission to reproduce items where third-party owned material protected by copyright is included has been sought and cleared where possible. Every reasonable effort has been made by the publisher (UCLES) to trace copyright holders, but if any items requiring clearance have unwittingly been included, the publisher will be pleased to make amends at the earliest possible opportunity.

To avoid the issue of disclosure of answer-related information to candidates, all copyright acknowledgements are reproduced online in the Cambridge International Examinations Copyright Acknowledgements Booklet. This is produced for each series of examinations and is freely available to download at www.cie.org.uk after the live examination series.

Cambridge International Examinations is part of the Cambridge Assessment Group. Cambridge Assessment is the brand name of University of Cambridge Local Examinations Syndicate (UCLES), which is itself a department of the University of Cambridge.