



**Cambridge International Examinations**  
Cambridge International General Certificate of Secondary Education

CANDIDATE NAME

CENTRE NUMBER 

--	--	--	--	--

CANDIDATE NUMBER 

--	--	--	--



**ENGLISH AS A SECOND LANGUAGE** **0511/21**  
Paper 2 Reading and Writing (Extended) **October/November 2017**  
**2 hours**

Candidates answer on the Question Paper.  
No Additional Materials are required.

**READ THESE INSTRUCTIONS FIRST**

Write your Centre number, candidate number and name on all the work you hand in.  
Write in dark blue or black pen.  
Do not use staples, paper clips, glue or correction fluid.  
**DO NOT WRITE IN ANY BARCODES.**

Answer **all** questions.  
Dictionaries are **not** allowed.

At the end of the examination, fasten all your work securely together.  
The number of marks is given in brackets [ ] at the end of each question or part question.

The syllabus is approved for use in England, Wales and Northern Ireland as a Cambridge International Level 1/Level 2 Certificate.

This document consists of **15** printed pages and **1** blank page.

## Exercise 1

Read the leaflet about volunteering for archaeological work, and then answer the following questions.

### Volunteering for archaeological work

How do we know what human life was like hundreds or even thousands of years ago? We know a lot because of archaeologists, who dig up and study the remains of ancient buildings, tools and other objects. They are often helped by volunteers, people who work without being paid.



#### Why volunteer?

People volunteer for various reasons. One is to have an unusual family holiday. Another, which is mentioned more than any other, is to learn about the past. Some people want to see if archaeology would be an interesting career. Whatever the reason, it can be a wonderful experience for people of all ages.

#### Finding an archaeological project

Many archaeologists encourage volunteers. Volunteering is seen as a way to raise public awareness of archaeology and previous experience is not always necessary. Also, the extra workers help to speed up the project.

There are various ways of finding volunteer work, and your best chance is with universities, which usually run a number of projects for students and non-students. Museums also sometimes take volunteers for special projects, and archaeological associations give useful information on opportunities available.

You should arrange volunteer work in advance. There are legal reasons why project directors can find it impossible to give you work if you just turn up unexpectedly.

#### Preparing to volunteer

When a project has accepted you, there are various things to think about including these obvious points. Firstly, there's the cost, as volunteers usually pay for accommodation, food and travel. You will also need a strong pair of boots, good work gloves and a sun-hat for outside work. Old clothes are also recommended.

You will probably be doing work which is exhausting. You don't need to be an athlete, but people often don't remember, or don't realise, the level of fitness required – make sure you're ready physically.

#### On site

Projects usually take place during the summer and because it may be impossible to work outside in the middle of the day, they generally start very early in the morning. This can be challenging at first, but you have to get used to it.

You'll be in a team led by a trained archaeologist and you'll probably be using a range of tools to dig and move earth. As with most outdoor activities, there are risks involved, but in order to avoid accidents, a 'tool talk' is given to everyone on the site.

No-one can predict exactly what you might discover. One volunteer recently uncovered a box full of beautiful 1000-year-old jewellery. Volunteers often come across ancient coins, although pieces of old pots are dug up more than anything else.

Most volunteers love the experience, but it's good to be prepared.


- (a) What is the most common reason for volunteering to do archaeological work?  
.....[1]
- (b) Why do archaeologists often welcome volunteers? Give **two** details.  
.....  
.....[2]
- (c) Which organisations offer most archaeological work to volunteers?  
.....[1]
- (d) What sometimes prevents archaeologists from accepting volunteers who arrive at a site without warning?  
.....[1]
- (e) What do some volunteers forget about when they are preparing to do archaeological work?  
.....[1]
- (f) What do new volunteers often find difficult about the work timetable at a site?  
.....[1]
- (g) How do archaeologists make sure that people on site work safely?  
.....[1]
- (h) What is the most common object that volunteers discover during archaeological work?  
.....[1]

[Total: 9]

## Exercise 2

Read the article about a tree called the mountain ash, and then answer the following questions.

### The mountain ash tree



I have come to a forest on the Australian island of Tasmania, and I am near the top of a mountain ash, one of the tallest trees on earth. I'm here with some scientists who are taking measurements of the tree, and collecting information about the wildlife which lives in it. The insects, possums, reptiles, and even frogs which are found in the treetops rely on rainwater which collects in holes in the tree trunk. One of the scientists, Pete Douglas, suddenly shouts: "There's a huge hole here full of rainwater! This is the perfect place to observe the wildlife." We all make our way towards Pete's discovery.

Today is windless and dry, which means that the trunk of the mountain ash tree is its usual whitish-grey colour. In wet weather, however, the tree trunk turns bright green. There are over 140 mountain ash trees more than 85 metres tall in Tasmania, and the one we are climbing is almost 90 metres tall, the height of a thirty-storey building. However, these trees are not as tall as some of the North American giant redwoods, and neither do they live as long – 400 rather than 3000 years – but they are the tallest flowering trees on earth.

Most mountain ash trees, however, seem to have a natural height limit. There is a point where they find it difficult to go any further up, and grow wider instead. A tree needs energy to grow taller, and the leaves in the treetop are very important because they absorb energy from sunlight. Treetop leaves also need water, however. The taller a tree is, the harder it becomes for the tree to pull up enough water from the ground to feed those leaves, and they grow less. As a result of this, they capture less energy from the sun, which in turn slows the tree's growth.

One of my fellow climbers, Laura Potter, has been looking closely at the leaves growing at the top of the tree that we are climbing. "The leaves are quite large," she says. "That's not what I expected to find, which might mean that the tree hasn't yet reached its peak height."

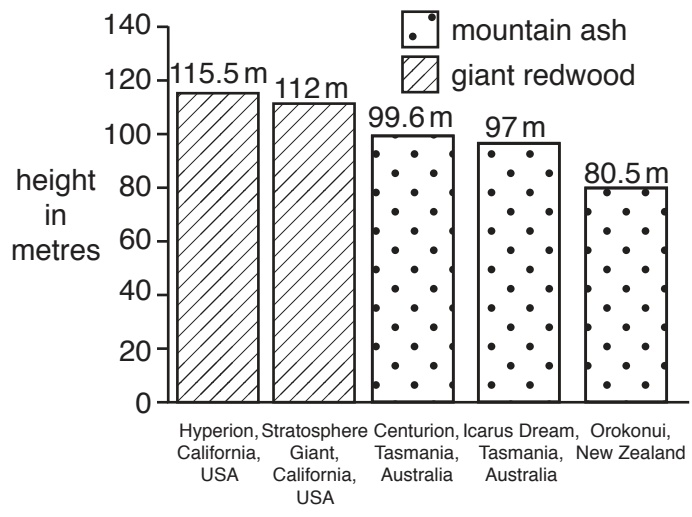
Mountain ash trees often die from forest fires before they reach their full height, whereas giant redwoods which are affected by fire grow new branches. Redwoods are also able to produce chemicals that resist diseases. Mountain ash trees, on the other hand, cannot protect themselves like that, and diseases often kill them.

The biggest threat to mountain ash trees in the last 200 years, however, has been humans. Logging companies have cut down huge areas of mountain ash forests in order to provide wood for building and other purposes. Moreover, logging businesses in the 19th and 20th centuries generally chose to cut down the giant trees first because these provided more wood.

Surprisingly, Pete Douglas and his colleagues are not pessimistic about the future of the tallest mountain ash trees. "Large areas where they grow are now protected by state regulations," says Pete. Unfortunately, several logging companies have continued to cut down mountain ash trees in unprotected areas. However, even this is changing. Falling prices for mountain ash wood mean that some businesses are abandoning their activities. Pressure from environmental organisations is also forcing them to look for more sustainable sources of wood.

Climate change may also affect the mountain ash trees. Scientists don't yet know, however, whether warmer temperatures will limit the growth of these trees or encourage them to get even taller. Only time will tell.

#### Tallest individual trees alive today



Tree Name	Height (metres)	Species
Hyperion	115.5	Giant redwood
Stratosphere Giant	112	Giant redwood
Centurion	99.6	Mountain ash
Icarus Dream	97	Mountain ash
Orokonui	80.5	Mountain ash

- (a) Why is Pete Douglas pleased to find water near the top of the tree?  
.....[1]
- (b) When does the trunk of the mountain ash tree change colour?  
.....[1]
- (c) According to the chart, how high is the tallest mountain ash tree alive today?  
.....[1]
- (d) What happens to mountain ash trees when they stop getting taller?  
.....[1]
- (e) How does a shortage of water affect the leaves at the top of tall trees? Give **two** details.  
.....  
.....[2]
- (f) What has surprised Laura Potter about the tree that she is studying?  
.....[1]
- (g) What is the most serious danger facing mountain ash trees?  
.....[1]
- (h) How are governments helping to preserve mountain ash forests?  
.....[1]
- (i) What factors are causing some companies to stop cutting down mountain ash trees? Give **two** details.  
.....  
.....[2]
- (j) What differences are there between mountain ash trees and giant redwood trees? Give **four** details.  
.....  
.....  
.....  
.....[4]

[Total: 15]

### Exercise 3

For the past two years, Domino has been a very keen video games player. Dominic Noles is his real name, but most people call him Domino, even his parents. When his family lived in Australia, he was always busy doing karate, surfing, mountain-biking and other sports. Since they moved to Belgium, however, as his mother recently pointed out, Domino's only hobbies have been playing his guitar and gaming.

Domino has a huge passion for video games. In the eight years since he was introduced to gaming by a cousin, he has played everything from digital drawing and painting games to hugely popular sports games. For about a year, he played an online role-playing game called The Land Beyond. In fact, he spent more hours on that than any other game he has ever played. However, he has recently discovered Questor, an action-adventure game, which he is convinced is the best he has ever seen. It has a reputation for unusual graphics and characters, but it is the fact that it sets complicated challenges that appeals most to Domino.

Domino works hard at school, but even though he is only sixteen, he has already decided on a career as a video games designer because he is aware that successful designers are well paid. His friend, Johan, recently told Domino that he had heard of people their age working part-time as video games testers. He wondered if this might provide Domino with some useful experience while he was still at school. Domino thought this made good sense so he asked his computer science teacher if she knew anything about games testing. She recommended that he look at the website of an organisation called Rattler, which runs training courses for games testers. His teacher thought Domino might be suitable for it. The most important things you need, she said, are a logical mind and the ability to focus on details. Domino was pleased because he believes he has both of these.

He has looked carefully through the information that Rattler provides online. Three different training programmes are offered. Programme A is an intensive, 60-hour course, Programme B is a 30-hour course designed for people particularly interested in sports games, and Programme C is a 30-hour course that can be taken over six months and covers a wide range of game types. Domino has decided that the last of these would suit him as he could fit it in around his school work.

Domino has just set up a new email account as dominogamer1@truemail.com and he will put this in the form instead of the address he has used previously – noles.d@gmail.com – which he felt wasn't cool enough for a video games tester. He has discussed the course with his parents and is now ready to complete the application form.

**Imagine you are Domino. Fill in the form, using the information above.**

**RATTLER – VIDEO GAMES TESTER TRAINING**  
**Application form**

**Section A: Personal details**

Full name: .....

Age: .....

Country of residence: .....

Email: .....

What interests do you have besides gaming? .....

**Section B: You and video games**

How long have you been playing video games? .....

Which type of video games have you played most? Please tick one.

action-adventure  role-playing

art  sport

What's the name of your favourite video game? .....

Why do you like this game so much? .....

**Section C: Video games testing**

Which of your personal qualities do you think would make you a good video games tester?

.....

How did you first find out about this training to be a video games tester?

.....

Which of the video games tester training programmes would you prefer to do? (please circle)

Programme A

Programme B

Programme C

**Section D**

In the space below, write **one** sentence of between 12 and 20 words saying what kind of work you would like to do in the long-term, and why.

[Total: 8]  
[Turn over

#### Exercise 4

Read the article about Lion Encounter which offers people the chance to walk with young lions, and then complete the notes on the following page.

#### Lion Encounter – walking with lions

Mauritius is an island in the Indian Ocean, 2000 kilometres from Africa. It has no native lions, but it is one of the few places on earth where you can walk with them. The Casela Nature Park on the island includes a large area of woodland and grassland which is similar to the landscape that many lions inhabit in Africa. The park provides a home to young lions from various parts of Africa who would not survive in the wild because their mothers have abandoned them.

Soon after I arrive, Graeme Bristow, the head of Lion Encounter, goes through some basic information and rules. The two lions we will walk with are both about 18 months old and are very excited to be let out into the open landscape. I feel very nervous when I first catch sight of them – they already weigh one hundred kilogrammes.

Graeme and his assistants always accompany visitors on lion walks, and they ensure that all regulations are followed. You have to carry a large stick, which enables a young lion to understand its relationship with you. You do not normally use the stick to hit the lions, but it shows them who is in charge.

During the walk, the lions behave like normal wild cats. They are incredibly agile and I watch one jump easily high up into the branches of a tree. We always have to stay behind them so they are in our sight. If we let them get behind us, they might well attack. Sometimes we get close enough to be able to touch them, but it must only be from the neck down – definitely not the head.

After a while, I ask Graeme if I can lie on the ground to take a photograph of the lions. “Sure,” he jokes, “if you want it to be your last ever photo.” He’s only half-joking, however. Graeme says: “If lions see that you’re smaller than them, they may think you’re food.” This is why visitors are not allowed on the walk unless they are at least 1.50 metres tall. What’s more, if the lions decide to chase you, running won’t help because over short distances they can easily reach forty kilometres per hour. As I get into position to take the picture, Graeme and his assistant stand close by holding big sticks.

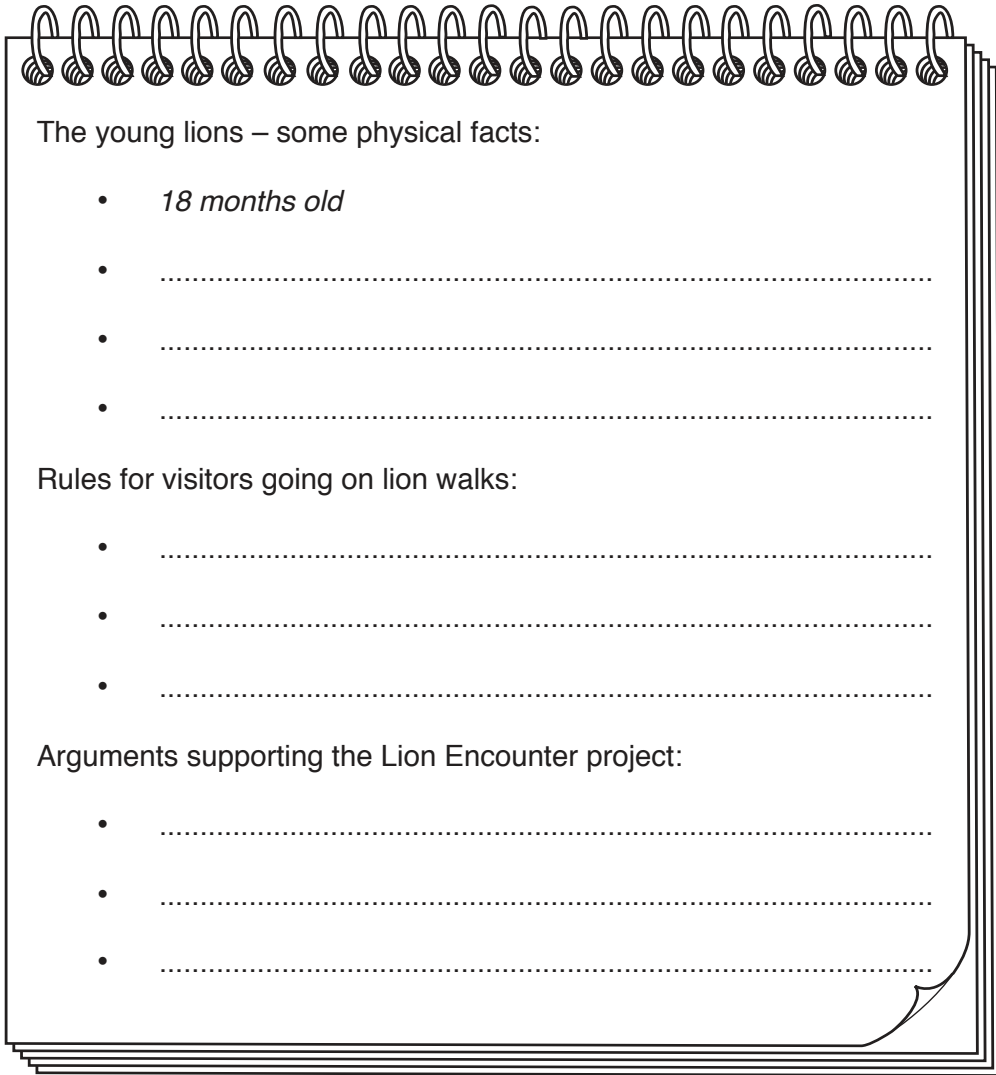
Some people criticise projects like these. They say that close contact with humans is unnatural for wild animals, and point out that the animals in the park can never be returned to the wild. They argue that it is better to protect wild animals in their natural environment than in parks like these. Graeme Bristow admits that a park is not ideal, but he claims that seeing the lions close-up helps non-experts like me to understand them better. He is also confident that the experience of walking with lions encourages people to do more to help protect lions’ natural habitat.

The rights and wrongs of projects like these are complex, but there is no doubt that walking with lions is a thrilling experience.



You are going to give a talk to your class about Lion Encounter. Prepare some notes to use as the basis for your talk.

Make short notes under each heading.



The young lions – some physical facts:

- *18 months old*
- .....
- .....
- .....

Rules for visitors going on lion walks:

- .....
- .....
- .....

Arguments supporting the Lion Encounter project:

- .....
- .....
- .....

[Total: 9]

**Exercise 5**

Read the article about what some song-writers say about writing lyrics, the words for songs.

**Write a summary about what the song-writers say you should do AND what you should avoid doing in order to write good lyrics.**

**Your summary should be about 100 words long (and no more than 120 words long). You should use your own words as far as possible.**

You will receive up to 6 marks for the content of your summary, and up to 5 marks for the style and accuracy of your language.

### Writing lyrics

Some of the most popular songs seem so simple that it's tempting to think that almost anyone could have written them. But what exactly do you have to do to write a good song, and in particular, good lyrics?

Jack Wilson, the writer of several recent pop hits, believes that while a lucky few are born with a special talent, song-writing is something that anyone can learn. "I spent years listening carefully to songs by great writers. That taught me a huge amount, and anyone taking up song-writing would benefit from doing a similar thing." Jack stresses that he doesn't recommend imitating songs. "Copying doesn't help as people see through that immediately," he says.

Jack first wrote songs for Mission, an indie rock band that he formed with two school friends. "We had some success in Europe, Australia and Japan with a couple of good songs, but many of the lyrics I wrote at that time were more like poetry than songs. Song lyrics and poems are different things and we shouldn't mix them up."

Lindy Stringer, who has co-written songs for other artists with Wilson, recalls writing hundreds of songs when she was in a band in her early twenties. "Most were never performed," she says, "but the more I wrote, the more I understood what was needed." So, as with many skills, practice is crucial. Lindy gradually realised that her best songs had certain characteristics: they were directed at a particular audience, whether a group of people or an individual, and they were about issues she had strong feelings about. Also, the language she used in them was clear and easy to follow, so that the intended audience could understand the meaning without difficulty. "I think these are basic principles in effective song-writing," she says.

Professional song-writer Graham Platter believes that it is a mistake to worry too much about using correct grammar in lyrics. He points out that some of the most exciting and popular songs in the last fifty years feature combinations of words that writers of traditional grammar books would not accept. "But this kind of language can give a song something special."



Twelve years ago, Platter gave up teaching to write songs full time. He had been trying to write songs for many years with little success. His luck changed when he showed some of his work to an experienced writer, who saw some potential but suggested a few improvements. "Songs which didn't quite work before were suddenly amazing," Platter says. "So, asking a 'song editor' to take a look at them is something I'd always recommend."

Dee Bloom, a very experienced soul musician, thinks that song-writers often stick to a formula. While this may produce temporary success, in the long-term everything ends up sounding the same and is boring to listen to.

So, experts say that writing great song lyrics is not as simple as it might seem. But we all have to start somewhere, don't we?

A series of horizontal dotted lines for writing, spanning most of the page width and starting below the page number.

### Exercise 6



You have been saving money for something that you have wanted for a long time. Finally, you have been able to buy it.

**Write an email to a friend about your experience.**

In your email, you should:

- say what you wanted to buy **and** why
- explain how you managed to get the money you needed
- describe how you feel now that you have got what you wanted.

The pictures above may give you some ideas, and you should try to use some ideas of your own.

**Your email should be between 150 and 200 words long.**

You will receive up to 10 marks for the content of your email, and up to 9 marks for the style and accuracy of your language.

.....

.....

.....

.....

.....

.....

.....

.....

.....

.....

.....

.....

.....

.....

.....

.....

.....

.....

.....

.....

.....

.....

.....

.....

.....

.....

.....

.....

.....

.....

.....

.....

.....

.....

.....

.....

.....

.....

.....

.....

.....

.....

.....

.....

.....

.....

.....

.....

.....

.....


.....

.....

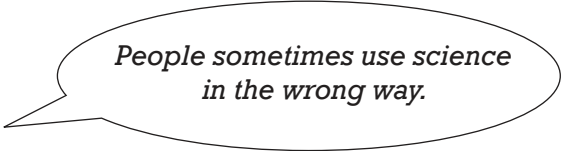
**Exercise 7**

There has been a lot of discussion on television recently about the value of studying science. Your teacher has asked you to write an article for the school magazine on this topic.

Here are two comments that you have heard:



I think science makes our lives better.



*People sometimes use science in the wrong way.*

**Write an article for the magazine, giving your views.**

The comments above may give you some ideas, and you should try to use some ideas of your own.

**Your article should be between 150 and 200 words long.**

You will receive up to 10 marks for the content of your article, and up to 9 marks for the style and accuracy of your language.

A series of horizontal dotted lines for writing.

[Total: 19]

**BLANK PAGE**

---

Permission to reproduce items where third-party owned material protected by copyright is included has been sought and cleared where possible. Every reasonable effort has been made by the publisher (UCLES) to trace copyright holders, but if any items requiring clearance have unwittingly been included, the publisher will be pleased to make amends at the earliest possible opportunity.

To avoid the issue of disclosure of answer-related information to candidates, all copyright acknowledgements are reproduced online in the Cambridge International Examinations Copyright Acknowledgements Booklet. This is produced for each series of examinations and is freely available to download at [www.cie.org.uk](http://www.cie.org.uk) after the live examination series.

Cambridge International Examinations is part of the Cambridge Assessment Group. Cambridge Assessment is the brand name of University of Cambridge Local Examinations Syndicate (UCLES), which is itself a department of the University of Cambridge.