



Cambridge International Examinations
Cambridge International General Certificate of Secondary Education

CANDIDATE NAME

CENTRE NUMBER

--	--	--	--	--

CANDIDATE NUMBER

--	--	--	--



ENGLISH AS A SECOND LANGUAGE

0511/11

Paper 1 Reading and Writing (Core)

October/November 2017

1 hour 30 minutes

Candidates answer on the Question Paper.

No Additional Materials are required.

READ THESE INSTRUCTIONS FIRST

Write your Centre number, candidate number and name on all the work you hand in.

Write in dark blue or black pen.

Do not use staples, paper clips, glue or correction fluid.

DO **NOT** WRITE IN ANY BARCODES.

Answer **all** questions.

Dictionaries are **not** allowed.

At the end of the examination, fasten all your work securely together.

The number of marks is given in brackets [] at the end of each question or part question.

The syllabus is approved for use in England, Wales and Northern Ireland as a Cambridge International Level 1/Level 2 Certificate.

This document consists of **13** printed pages and **3** blank pages.

Exercise 1

Read the leaflet about volunteering for archaeological work, and then answer the following questions.

Volunteering for archaeological work

How do we know what human life was like hundreds or even thousands of years ago? We know a lot because of archaeologists, who dig up and study the remains of ancient buildings, tools and other objects. They are often helped by volunteers, people who work without being paid.



Why volunteer?

People volunteer for various reasons. One is to have an unusual family holiday. Another, which is mentioned more than any other, is to learn about the past. Some people want to see if archaeology would be an interesting career. Whatever the reason, it can be a wonderful experience for people of all ages.

Finding an archaeological project

Many archaeologists encourage volunteers. Volunteering is seen as a way to raise public awareness of archaeology and previous experience is not always necessary. Also, the extra workers help to speed up the project.

There are various ways of finding volunteer work, and your best chance is with universities, which usually run a number of projects for students and non-students. Museums also sometimes take volunteers for special projects, and archaeological associations give useful information on opportunities available.

You should arrange volunteer work in advance. There are legal reasons why project directors can find it impossible to give you work if you just turn up unexpectedly.

Preparing to volunteer

When a project has accepted you, there are various things to think about including these obvious points. Firstly, there's the cost, as volunteers usually pay for accommodation, food and travel. You will also need a strong pair of boots, good work gloves and a sun-hat for outside work. Old clothes are also recommended.

You will probably be doing work which is exhausting. You don't need to be an athlete, but people often don't remember, or don't realise, the level of fitness required – make sure you're ready physically.

On site

Projects usually take place during the summer and because it may be impossible to work outside in the middle of the day, they generally start very early in the morning. This can be challenging at first, but you have to get used to it.

You'll be in a team led by a trained archaeologist and you'll probably be using a range of tools to dig and move earth. As with most outdoor activities, there are risks involved, but in order to avoid accidents, a 'tool talk' is given to everyone on the site.

No-one can predict exactly what you might discover. One volunteer recently uncovered a box full of beautiful 1000-year-old jewellery. Volunteers often come across ancient coins, although pieces of old pots are dug up more than anything else.

Most volunteers love the experience, but it's good to be prepared.


- (a) What is the most common reason for volunteering to do archaeological work?
.....[1]
- (b) Why do archaeologists often welcome volunteers? Give **two** details.
.....
.....[2]
- (c) Which organisations offer most archaeological work to volunteers?
.....[1]
- (d) What sometimes prevents archaeologists from accepting volunteers who arrive at a site without warning?
.....[1]
- (e) What do some volunteers forget about when they are preparing to do archaeological work?
.....[1]
- (f) How do archaeologists make sure that people on site work safely?
.....[1]

[Total: 7]

Exercise 2

Read the article about a tree called the mountain ash, and then answer the following questions.

The mountain ash tree



I have come to a forest on the Australian island of Tasmania and I am near the top of a mountain ash, one of the tallest trees on earth. I'm here with some scientists who are taking measurements of the tree, and collecting information about the wildlife which lives in it. The insects, possums, reptiles, and even frogs which are found in the treetops rely on rainwater which collects in holes in the tree trunk. One of the scientists, Pete Douglas, suddenly shouts: "There's a huge hole here full of rainwater! This is the perfect place to observe the wildlife." We all make our way towards Pete's discovery.

Today is windless and dry, which means that the trunk of the mountain ash tree is its usual whitish-grey colour. In wet weather, however, the tree trunk turns bright green. There are over 140 mountain ash trees more than 85 metres tall in Tasmania, and the one we are climbing is almost 90 metres tall, the height of a thirty-storey building. However, these trees are not as tall as some of the North American giant redwoods, and neither do they live as long – 400 rather than 3000 years – but they are the tallest flowering trees on earth.

Most mountain ash trees, however, seem to have a natural height limit. There is a point where they find it difficult to go any further up, and grow wider instead. A tree needs energy to grow taller, and the leaves in the treetop are very important because they absorb energy from sunlight. Treetop leaves also need water, however. The taller a tree is, the harder it becomes for the tree to pull up enough water from the ground to feed those leaves, and they grow less. As a result of this, they capture less energy from the sun, which in turn slows the tree's growth.

One of my fellow climbers, Laura Potter, has been looking closely at the leaves growing at the top of the tree that we are climbing. "The leaves are quite large," she says. "That's not what I expected to find, which might mean that the tree hasn't yet reached its peak height."

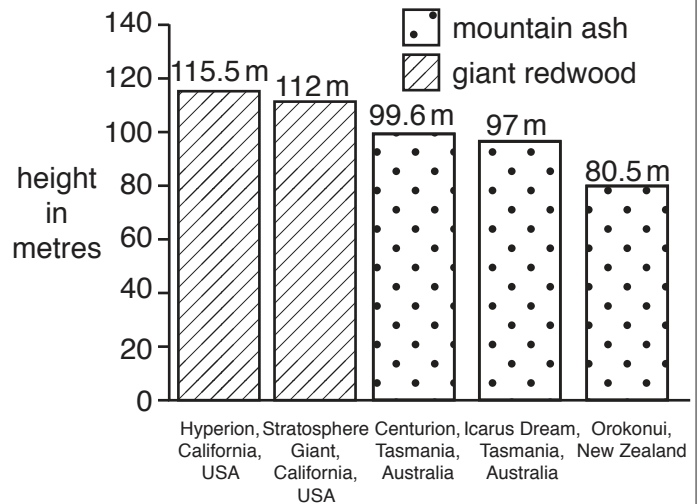
Mountain ash trees often die from forest fires before they reach their full height, whereas giant redwoods which are affected by fire grow new branches. Redwoods are also able to produce chemicals that resist diseases. Mountain ash trees, on the other hand, cannot protect themselves like that, and diseases often kill them.

The biggest threat to mountain ash trees in the last 200 years, however, has been humans. Logging companies have cut down huge areas of mountain ash forests in order to provide wood for building and other purposes. Moreover, logging businesses in the 19th and 20th centuries generally chose to cut down the giant trees first because these provided more wood.

Surprisingly, Pete Douglas and his colleagues are not pessimistic about the future of the tallest mountain ash trees. "Large areas where they grow are now protected by state regulations," says Pete. Unfortunately, several logging companies have continued to cut down mountain ash trees in unprotected areas. However, even this is changing. Falling prices for mountain ash wood mean that some businesses are abandoning their activities. Pressure from environmental organisations is also forcing them to look for more sustainable sources of wood.

Climate change may also affect the mountain ash trees. Scientists don't yet know, however, whether warmer temperatures will limit the growth of these trees or encourage them to get even taller. Only time will tell.

Tallest individual trees alive today



- (a) Why is Pete Douglas pleased to find water near the top of the tree?
.....[1]
- (b) When does the trunk of the mountain ash tree change colour?
.....[1]
- (c) According to the chart, how high is the tallest mountain ash tree alive today?
.....[1]
- (d) What happens to mountain ash trees when they stop getting taller?
.....[1]
- (e) How does a shortage of water affect the leaves at the top of tall trees? Give **two** details.
.....
.....[2]
- (f) What has surprised Laura Potter about the tree that she is studying?
.....[1]
- (g) What is the most serious danger facing mountain ash trees?
.....[1]
- (h) How are governments helping to preserve mountain ash forests?
.....[1]
- (i) What factors are causing some companies to stop cutting down mountain ash trees? Give **two** details.
.....
.....[2]

[Total: 11]

Exercise 3

The Moonbeam Short Story Prize is an annual international competition open to young people between the ages of eleven and eighteen. It is similar to the Moonbeam Poetry Prize, and aims to encourage teenagers to write creatively. The competition is promoted in schools, and two teachers at Greengrove High School in Beach Lane, Exton, are keen for some of their students to enter. Ellie Donaldson, a girl in year 11, has written a story which her teachers think is very good.

Two years ago when she was in year 9, Ellie won a writing competition called Young Writer Award, which was organised among schools in her town, with her story 'Trust Me!' Ellie, who is now sixteen and lives with her parents and two older sisters at 56 Harvey Gardens, Exton, EX8 2RJ, England has always enjoyed writing stories. For a long time, her stories were mainly about animals, but in the last two or three years, they have been set in a school like hers. The main character in 'Trust Me!' was Amy, who managed to persuade the head teacher of her school to allow students to keep goats and chickens in the school grounds. Her new story, 'Let's Go', is based on a true story that Ellie read in a local newspaper. The main character is a boy called Ricky, who goes on a school trip, gets lost and has to find his own way home.

When her teachers first mentioned entering the Moonbeam Short Story competition, Ellie wasn't sure that it was a good idea. Entering a local competition was one thing, but competing for an international prize was different. Then, Ellie's teachers pointed out to her that the five best stories would win cash prizes and the young writers would have the opportunity to meet one of the judges, the novelist Adam Reeves. The possibility of meeting him helped her to make up her mind; he is the best writer ever, in her opinion. Unfortunately, her story was 780 words long, and the competition limit was 600 words. Ellie has now reduced her story to 590 words and she is ready to complete the form for the competition.

Imagine you are Ellie. Fill in the form, using the information above.

**Moonbeam Short Story Prize
Competition entry form**

Section A: Personal details

Full name:

MALE / FEMALE (please delete)

Age:

Address:

Name of current school:

School year:

Name of any previous competition entered:

Section B: Your entry for this competition

Title:

Word length:

Where did you get the idea for the story?

Section C

In the space below, write **one** sentence saying briefly what your story is about, and **one** sentence saying what made you decide to enter the competition.

[Total: 14]

Exercise 4

Read the article about Lion Encounter which offers people the chance to walk with young lions, and then complete the notes on the following page.

Lion Encounter – walking with lions

Mauritius is an island in the Indian Ocean, 2000 kilometres from Africa. It has no native lions, but it is one of the few places on earth where you can walk with them. The Casela Nature Park on the island includes a large area of woodland and grassland which is similar to the landscape that many lions inhabit in Africa. The park provides a home to young lions from various parts of Africa who would not survive in the wild because their mothers have abandoned them.

Soon after I arrive, Graeme Bristow, the head of Lion Encounter, goes through some basic information and rules. The two lions we will walk with are both about 18 months old and are very excited to be let out into the open landscape. I feel very nervous when I first catch sight of them – they already weigh one hundred kilogrammes.

Graeme and his assistants always accompany visitors on lion walks, and they ensure that all regulations are followed. You have to carry a large stick, which enables a young lion to understand its relationship with you. You do not normally use the stick to hit the lions, but it shows them who is in charge.

During the walk, the lions behave like normal wild cats. They are incredibly agile and I watch one jump easily high up into the branches of a tree. We always have to stay behind them so they are in our sight. If we let them get behind us, they might well attack. Sometimes we get close enough to be able to touch them, but it must only be from the neck down – definitely not the head.


After a while, I ask Graeme if I can lie on the ground to take a photograph of the lions. “Sure,” he jokes, “if you want it to be your last ever photo.” He’s only half-joking, however. Graeme says: “If lions see that you’re smaller than them, they may think you’re food.” This is why visitors are not allowed on the walk unless they are at least 1.50 metres tall. What’s more, if the lions decide to chase you, running won’t help because over short distances they can easily reach forty kilometres per hour. As I get into position to take the picture, Graeme and his assistant stand close by holding big sticks.

Some people criticise projects like these. They say that close contact with humans is unnatural for wild animals, and point out that the animals in the park can never be returned to the wild. They argue that it is better to protect wild animals in their natural environment than in parks like these. Graeme Bristow admits that a park is not ideal, but he claims that seeing the lions close-up helps non-experts like me to understand them better. He is also confident that the experience of walking with lions encourages people to do more to help protect lions’ natural habitat.

The rights and wrongs of projects like these are complex, but there is no doubt that walking with lions is a thrilling experience.

You are going to give a talk to your class about Lion Encounter. Prepare some notes to use as the basis for your talk.

Make short notes under each heading.



The young lions – some physical facts:

- *18 months old*
-
-
-

Rules for visitors going on lion walks:

-
-

Arguments supporting the Lion Encounter project:

-
-

[Total: 7]

Exercise 5

Imagine that you have given your talk to your class. Now your teacher has asked you to follow this up with a summary for the school website.

Look at your notes in Exercise 4. Using the ideas in your notes, write a summary about the Lion Encounter project.

Your summary should be about 70 words long (and no more than 80 words long). You should use your own words as far as possible.

.....

.....

.....

.....

.....


.....

.....

.....

.....

[Total: 5]
[Turn over

Exercise 6

You have been saving money for something that you have wanted for a long time. Finally, you have been able to buy it.

Write an email to a friend about your experience.

In your email, you should:

- say what you wanted to buy **and** why
- explain how you managed to get the money you needed
- describe how you feel now that you have got what you wanted.

The pictures above may give you some ideas, and you should try to use some ideas of your own.

Your email should be between 100 and 150 words long.

You will receive up to 7 marks for the content of your email, and up to 6 marks for the style and accuracy of your language.

Exercise 7

There has been a lot of discussion on television recently about the value of studying science. Your teacher has asked you to write an article for the school magazine on this topic.

Here are some comments that you have heard:

I think science makes our lives better.

People sometimes use science in the wrong way.

Knowing about science leads us to so many different careers.

Science is too complicated for me.

Write an article for the magazine, giving your views.

The comments above may give you some ideas, and you should try to use some ideas of your own.

Your article should be between 100 and 150 words long.

You will receive up to 7 marks for the content of your article, and up to 6 marks for the style and accuracy of your language.

A series of 25 horizontal dotted lines for writing.

BLANK PAGE

Permission to reproduce items where third-party owned material protected by copyright is included has been sought and cleared where possible. Every reasonable effort has been made by the publisher (UCLES) to trace copyright holders, but if any items requiring clearance have unwittingly been included, the publisher will be pleased to make amends at the earliest possible opportunity.

To avoid the issue of disclosure of answer-related information to candidates, all copyright acknowledgements are reproduced online in the Cambridge International Examinations Copyright Acknowledgements Booklet. This is produced for each series of examinations and is freely available to download at www.cie.org.uk after the live examination series.

Cambridge International Examinations is part of the Cambridge Assessment Group. Cambridge Assessment is the brand name of University of Cambridge Local Examinations Syndicate (UCLES), which is itself a department of the University of Cambridge.