



Cambridge IGCSE™

LITERATURE IN ENGLISH

0475/13

Paper 1 Poetry and Prose 13

October/November 2020

MARK SCHEME

Maximum Mark: 50

Published

This mark scheme is published as an aid to teachers and candidates, to indicate the requirements of the examination. It shows the basis on which Examiners were instructed to award marks. It does not indicate the details of the discussions that took place at an Examiners' meeting before marking began, which would have considered the acceptability of alternative answers.

Mark schemes should be read in conjunction with the question paper and the Principal Examiner Report for Teachers.

Cambridge International will not enter into discussions about these mark schemes.

Cambridge International is publishing the mark schemes for the October/November 2020 series for most Cambridge IGCSE™, Cambridge International A and AS Level and Cambridge Pre-U components, and some Cambridge O Level components.

This document consists of **5** printed pages.

Generic Marking Principles

These general marking principles must be applied by all examiners when marking candidate answers. They should be applied alongside the specific content of the mark scheme or generic level descriptors for a question. Each question paper and mark scheme will also comply with these marking principles.

GENERIC MARKING PRINCIPLE 1:

Marks must be awarded in line with:

- the specific content of the mark scheme or the generic level descriptors for the question
- the specific skills defined in the mark scheme or in the generic level descriptors for the question
- the standard of response required by a candidate as exemplified by the standardisation scripts.

GENERIC MARKING PRINCIPLE 2:

Marks awarded are always **whole marks** (not half marks, or other fractions).

GENERIC MARKING PRINCIPLE 3:

Marks must be awarded **positively**:

- marks are awarded for correct/valid answers, as defined in the mark scheme. However, credit is given for valid answers which go beyond the scope of the syllabus and mark scheme, referring to your Team Leader as appropriate
- marks are awarded when candidates clearly demonstrate what they know and can do
- marks are not deducted for errors
- marks are not deducted for omissions
- answers should only be judged on the quality of spelling, punctuation and grammar when these features are specifically assessed by the question as indicated by the mark scheme. The meaning, however, should be unambiguous.

GENERIC MARKING PRINCIPLE 4:

Rules must be applied consistently, e.g. in situations where candidates have not followed instructions or in the application of generic level descriptors.

GENERIC MARKING PRINCIPLE 5:

Marks should be awarded using the full range of marks defined in the mark scheme for the question (however; the use of the full mark range may be limited according to the quality of the candidate responses seen).












GENERIC MARKING PRINCIPLE 6:

Marks awarded are based solely on the requirements as defined in the mark scheme. Marks should not be awarded with grade thresholds or grade descriptors in mind.

BAND DESCRIPTORS

| | | |
|---------------|----------------------------|---|
| Band 8 | 25 24 23 | <ul style="list-style-type: none"> demonstrates knowledge by incorporating well-selected reference to the text skilfully and with flair (AO1) sustains a critical understanding of the text showing individuality and insight (AO2) responds sensitively and in considerable detail to the way the writer achieves her/his effects (AO3) sustains personal and evaluative engagement with task and text (AO4) |
| Band 7 | 22 21 20 | <ul style="list-style-type: none"> demonstrates knowledge by integrating much well-selected reference to the text (AO1) shows a clear critical understanding of the text (AO2) responds sensitively and in detail to the way the writer achieves her/his effects (AO3) sustains a perceptive, convincing and relevant personal response (AO4) |
| Band 6 | 19 18 17 | <ul style="list-style-type: none"> demonstrates knowledge by supporting with careful and relevant reference to the text (AO1) shows a clear understanding of the text and some of its deeper implications (AO2) makes a developed response to the way the writer achieves her/his effects (AO3) makes a well-developed, detailed and relevant personal response (AO4) |
| Band 5 | 16 15 14 | <ul style="list-style-type: none"> demonstrates knowledge by showing some thoroughness in the use of supporting evidence from the text (AO1) shows understanding of the text and some of its deeper implications (AO2) makes some response to the way the writer uses language (AO3) makes a reasonably developed relevant personal response (AO4) |
| Band 4 | 13 12 11 | <ul style="list-style-type: none"> demonstrates knowledge by using some supporting textual detail (AO1) shows some understanding of meaning (AO2) makes a little reference to the language of the text (AO3) begins to develop a relevant personal response (AO4) |
| Band 3 | 10 9 8 | <ul style="list-style-type: none"> demonstrates knowledge by making a little supporting reference to the text (AO1) makes some relevant comments (AO2) shows a basic understanding of surface meaning of the text and language (AO3) attempts to communicate a basic personal response (AO4) |
| Band 2 | 7 6 5 | <ul style="list-style-type: none"> demonstrates knowledge by making a little reference to the text (AO1) makes a few straightforward comments (AO2) shows a few signs of understanding the surface meaning of the text and language (AO3) some evidence of simple personal response (AO4) |
| Band 1 | 4 3 2 1 | <ul style="list-style-type: none"> demonstrates knowledge by limited textual reference (AO1) shows some limited understanding of simple/literal meaning (AO2) a little awareness of surface meaning of text and language (AO3) limited attempt to respond (AO4) |
| Band 0 | 0 | <i>No answer / Insufficient to meet the criteria for Band 1.</i> |

ANNOTATION TOOLS

| | | |
|---|---|--|
|  | Tick – <i>placed in the body of the essay</i> | indicates a valid point |
|  | Caret / omission mark <i>in the body of the essay</i> | indicates the need for development/support |
|  | Focus on Question | <i>(in the margin)</i> indicates that the candidate is addressing the question |
|  | Personal response / Interpretation | <i>(in the margin)</i> indicates personal response/interpretation |
|  | Comments on Language / Effects | <i>(in the margin)</i> indicates a comment on use of language/effects Not to be used simply to log a candidate's use of literary terms |
|  | Knowledge / Understanding | <i>(in the margin)</i> indicates knowledge or understanding |
|  | Textual Support | <i>(in the margin)</i> indicates the use of supporting detail from the text Not to be used simply to log a candidate's use of quotations |
|  | Narrative / Paraphrase | <i>(in the margin)</i> indicates narrative or paraphrase |
|  | No use of / No reference to text | <i>(in the margin)</i> indicates generalised comment/a lack of close reference to the text to support ideas |
| REP | Repetition | <i>(in the margin)</i> indicates repeated ideas |
|  | Horizontal line – <i>in the body of the text</i> | indicates lack of clarity |
|  | Vertical line | <i>(in the margin)</i> indicates a lack of clarity or lack of textual support |
| [T] | On page annotation tool | For use only in exceptional cases: e.g. to record the correct question number. |

HOW TO ANNOTATE THE SCRIPTS

Use the SEEN annotation on all blank pages. In annotating the script, use the annotation tools and follow the model of the practice scripts.

At the end of an essay, make a summative comment in the comment box for that question. Your comments should be positive and **draw upon the wording of the band descriptors**. The link between your annotations and summative comment should be clear to another marker or reader (e.g. your team leader, the principal examiner, the centre, the candidate).

Draw upon at least two strands of the band descriptors to justify the mark awarded. Do not let your comments become excessively brief.

This is an example of an appropriate comment:

Well-developed personal response, showing a clear understanding of the extract, supported by relevant references.

This is an example of an unsatisfactory comment:

Well-developed personal response.

Do not focus on what the candidate has **not** written but on what s/he **has** written.

Do not refer to the indicative content notes.

What NOT to write on scripts

Do not use more than one question mark: e.g.???

Do not use exclamation marks at all.

Do not use capital letters to 'shout': e.g. NO.

Do not use any emotive word or phrase – this includes: *poor, weak, bad, good, wrong, get on with it, so what? hardly! what?, this is not the point, muddled, shallow, superficial.*

Do not indicate spelling and grammatical errors.

Do not comment on handwriting or untidiness.

Do not invent or use your own abbreviations or comments.

Marking and annotation are monitored rigorously by your Team Leader. Failure to follow instructions about annotation given here and at the standardisation meeting will result in feedback drawing your attention to the standard procedure. You will be expected to remedy deficiencies in scripts already marked.

Using the mark bands

All Assessment Objectives are equally weighted in this paper. Place the answer in a band first. Look for the *best fit* of the answer into a band. An answer needs to show evidence of most but not necessarily all of the qualities described in a band in order to be placed in that band. Then award a mark for the relative position of the answer within the band.

Candidates sometimes mis-number questions under the pressure of timed conditions. Please check that you are marking against the correct question number.