



**Cambridge International Examinations**  
Cambridge International General Certificate of Secondary Education

---

**DESIGN AND TECHNOLOGY**

**0445/11**

Paper 1 Product Design

**May/June 2015**

**1 hour 15 minutes**

Candidates answer on the pre-printed A3 Answer Sheets.

Additional Materials: Standard drawing equipment and coloured pencils.

---

**READ THESE INSTRUCTIONS FIRST**

Write your Centre number, candidate number and name in the spaces on **both** printed Answer Sheets.

Write in dark blue or black pen.

You may use an HB pencil for any diagrams, graphs or rough working.

Do not use staples, paper clips, glue or correction fluid.

Answer **one** question.

Write/draw your answers in the spaces provided on the Answer Sheets.

You may use a calculator.

At the end of the examination, fasten all your work securely together.

The number of marks is given in brackets [ ] at the end of each question or part question.

The total of the marks for this paper is 50.




---

This document consists of **4** printed A4 pages and **2** A3 Inserts.

Answer **one** question only on the pre-printed A3 Answer Sheets provided.

- 1 A general store is going to sell a DVD that shows interesting places to visit in the area.



Design a unit that would hold ten of the DVD cases shown and display one to help advertise the DVD. The unit can be positioned anywhere in the general store.

- (a) List **four** additional points about the function of such a unit that you consider to be important. [4]
- (b) Use sketches and notes to show **two** places where such a unit could be positioned in a general store. [4]
- (c) Develop and sketch **three** ideas for the unit. [12]
- (d) Evaluate your ideas and justify why you have chosen **one** idea to develop more fully. [8]
- (e) Draw, using a method of your own choice, a full solution to the problem. Include construction details and major dimensions. [12]
- (f) Suggest **two** suitable specific materials for your solution and give reasons for your choice. [4]
- (g) Outline a method used to manufacture **one** part of your solution. [6]

Permission to reproduce items where third-party owned material protected by copyright is included has been sought and cleared where possible. Every reasonable effort has been made by the publisher (UCLES) to trace copyright holders, but if any items requiring clearance have unwittingly been included, the publisher will be pleased to make amends at the earliest possible opportunity.

To avoid the issue of disclosure of answer-related information to candidates, all copyright acknowledgements are reproduced online in the Cambridge International Examinations Copyright Acknowledgements Booklet. This is produced for each series of examinations and is freely available to download at [www.cie.org.uk](http://www.cie.org.uk) after the live examination series.

Cambridge International Examinations is part of the Cambridge Assessment Group. Cambridge Assessment is the brand name of University of Cambridge Local Examinations Syndicate (UCLES), which is itself a department of the University of Cambridge.

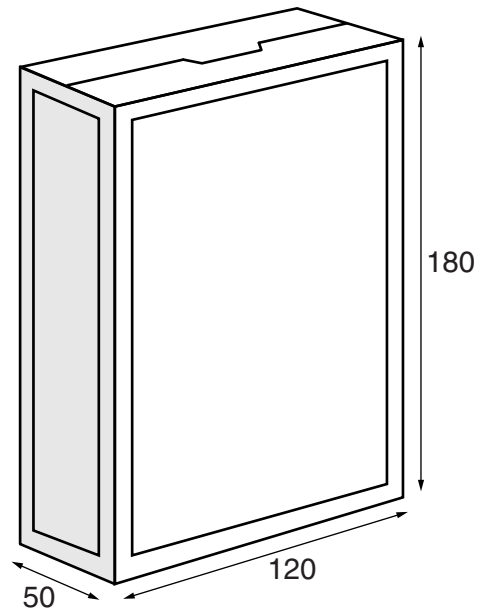
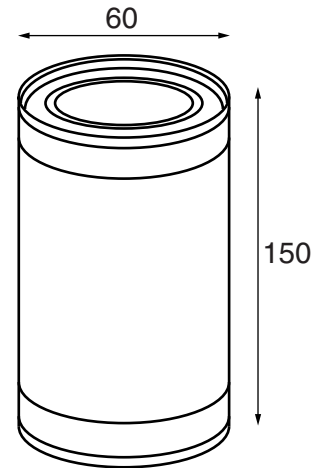
- 2 A small general store is losing sales to large supermarkets and needs to make people aware of the range of products it sells.



Design a promotional card including some type of feature that attracts attention. The card will be distributed to local houses.

- (a) List **four** additional points about the function of such a card that you consider to be important. [4]
- (b) Use sketches and notes to show **two** types of feature that would attract attention on such a card. [4]
- (c) Develop and sketch **three** ideas for the card. [12]
- (d) Evaluate your ideas and justify why you have chosen **one** idea to develop more fully. [8]
- (e) Draw, using a method of your own choice, a full solution to the problem. Include construction details and major dimensions. [12]
- (f) Suggest **two** suitable specific materials for your solution and give reasons for your choice. [4]
- (g) Outline a method used to manufacture **one** part of your solution. [6]

3 Shops often store some of their products on high shelves that are difficult to reach.



Design a device that would help the shopkeeper to reach and remove cans and packets of the types shown.

- (a) List **four** additional points about the function of such a device that you consider to be important. [4]
- (b) Use sketches and notes to show **two** methods that could be used to reach, grip or lift items. [4]
- (c) Develop and sketch **three** ideas for the device. [12]
- (d) Evaluate your ideas and justify why you have chosen **one** idea to develop more fully. [8]
- (e) Draw, using a method of your own choice, a full solution to the problem. Include construction details and major dimensions. [12]
- (f) Suggest **two** suitable specific materials for your solution and give reasons for your choice. [4]
- (g) Outline a method used to manufacture **one** part of your solution. [6]