



Cambridge International Examinations
Cambridge International General Certificate of Secondary Education

CANDIDATE
NAME

CENTRE
NUMBER

--	--	--	--	--

CANDIDATE
NUMBER

--	--	--	--

COMPUTER SCIENCE

0478/02

Paper 2 Problem-solving and Programming
SPECIMEN PAPER

For Examination from 2015

1 hour 45 minutes

Candidates answer on the Question Paper.
No Additional Materials are required.

READ THESE INSTRUCTIONS FIRST

Write your Centre number, candidate number and name in the spaces at the top of this page.
Write in dark blue or black pen.
You may use an HB pencil for any diagrams, graphs or rough working.
Do not use staples, paper clips, glue or correction fluid.
Calculators must not be used in this paper.

Answer **all** questions.

DO NOT ATTEMPT TASKS 1, 2 AND 3 in the pre-release material; these are for information only.

You are advised to spend no more than **40 minutes** on **Section A** (Question 1).

No marks will be awarded for using brand names of software packages or hardware.

At the end of the examination, fasten all your work securely together.
The number of marks is given in brackets [] at the end of each question or part question.

This document consists of **13** printed pages and **3** blank pages.

Section A

You are advised to spend no longer than 40 minutes answering this section.

Here is a copy of the pre-release material.

DO NOT attempt Tasks 1, 2 and 3 now.

Use the pre-release material and your experience from attempting the tasks before the examination to answer Section A Question 1.

Pre-release material

Write and test a program to complete the **three** tasks.

TASK 1

Input and store the names and marks for 30 students who have sat three computer science tests. Test 1 is out of 20 marks, Test 2 is out of 25 marks, Test 3 is out of 35 marks. You must store the names in a one-dimensional array and the marks and total score for each student in one-dimensional arrays. All the marks must be validated on entry and any invalid marks rejected. You may assume that the students' names are unique.

TASK 2

Calculate and store the total score for each student and calculate the average score for the whole class. Output each student's name followed by their total score, then output the average score for the class.

TASK 3

Select the student with the highest score and output their name and score.

Your program must include appropriate prompts for the entry of data. Error messages and other output need to be set out clearly and understandably. All variables, constants and other identifiers must have meaningful names. Each task must be fully tested.

(ii) Comment on the efficiency of your design.

.....
.....
..... [1]

(c) Show **two** different sets of student data that you could use to check the validation used in **Task 1**. Explain why you chose each data set.

Set 1

Reason for choice

.....
.....

Set 2

Reason for choice

.....
..... [2]

- (d) (i) Explain how you select the student with the highest score (**Task 3**). You may include pseudocode or programming statements to help illustrate your explanation.

.....
.....
.....
.....
.....
.....
.....
.....
.....
.....
.....
.....
.....
.....
.....
.....
.....
.....
.....
.....
.....
.....
.....

[5]

- (ii) How does your program work when there is more than one student having the highest score? Explain using your method given in **part (d)(i)**.

.....
.....
.....

[1]

Section B

- 2 Jatinder uses Internet banking.
This pseudocode checks her PIN.

```

c ← 0
INPUT PIN
x ← PIN
REPEAT
  x ← x/10
  c ← c + 1
UNTIL x < 1
IF c <> 5
  THEN
    PRINT "error in PIN entered"
  ELSE
    PRINT "PIN OK"
ENDIF

```

- (a) What value of c and what message would be output if the following PINs were entered?

5 1 0 2 0 Value of c :

Message:

5 1 2 0 Value of c :

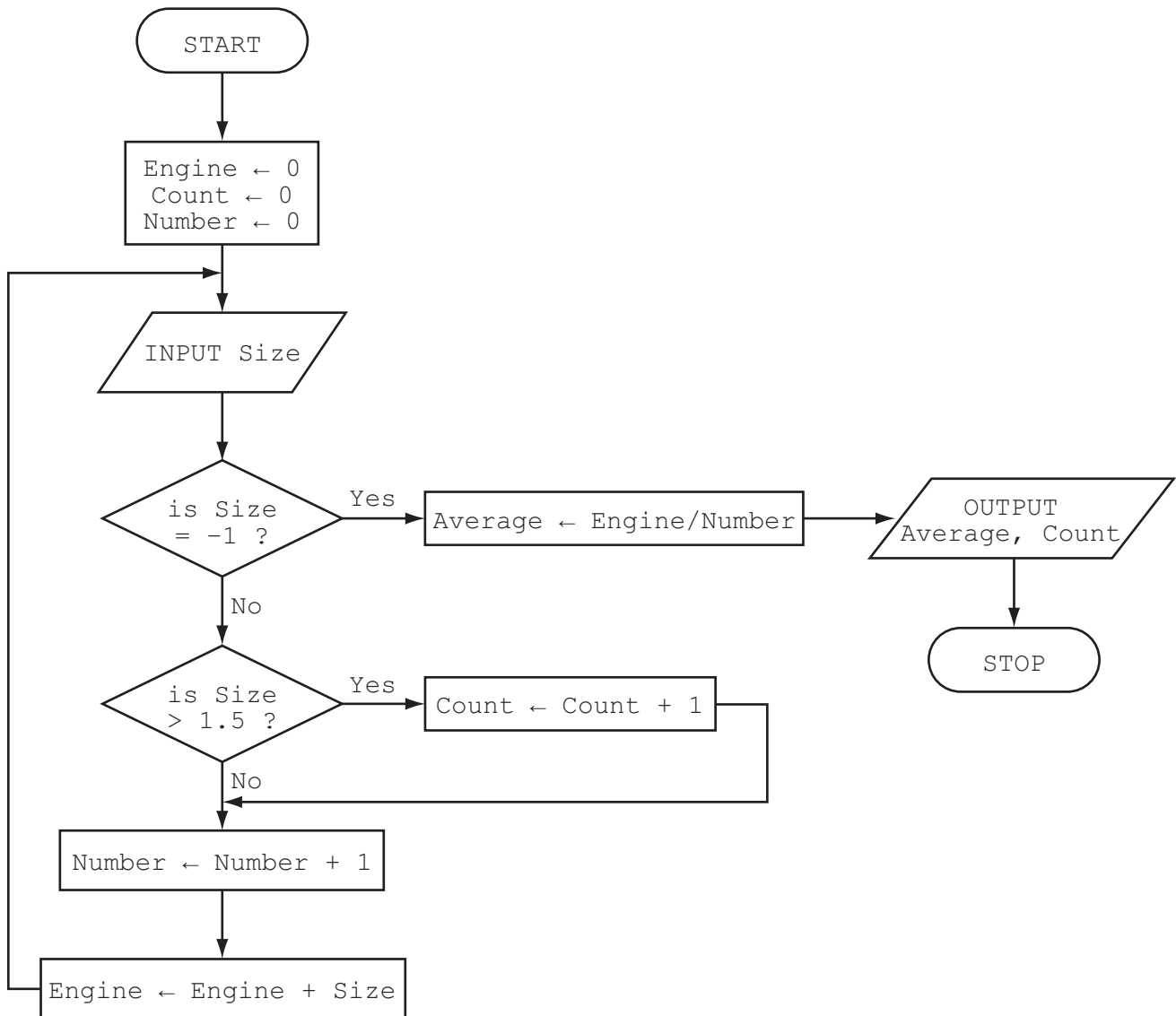
Message: [2]

- (b) What type of validation check is being carried out here?

..... [1]

3 The flowchart inputs the size of a number of car engines; a value of -1 stops the input.

This information is output: *average engine size and number of engines with size > 1.5*



Complete the trace table for the input data.

1.8, 2.0, 1.0, 1.3, 1.0, 2.5, 2.0, 1.3, 1.8, 1.3, -1

Engine	Count	Number	Size	Average	OUTPUT

[6]

- 4 Read this section of program code that inputs twenty (20) numbers and then outputs the largest number input.

```
1  h = 0
2  c = 0
3  REPEAT
4      READ x
5      IF x > h THEN x = h
6      c = c + 1
7      PRINT h
8  UNTIL c < 20
```

There are **three** errors in this code.

Locate these errors and suggest a corrected piece of code.

1

.....

.....

.....

2

.....

.....

.....

3

.....

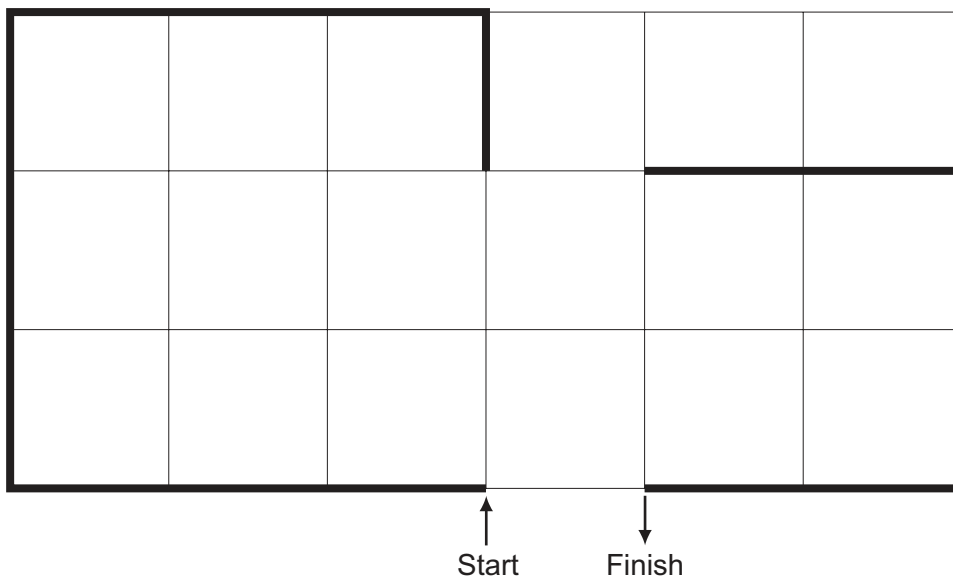
.....

..... [3]

5 A floor turtle uses these instructions.

Instruction	Meaning
FORWARD d	Move d cm forward
BACKWARD d	Move d cm backward
LEFT t	Turn left t degrees
RIGHT t	Turn right t degrees
REPEAT n	Repeat the next set of instructions n times
ENDREPEAT	End of REPEAT loop
PENUP	Raise the pen
PENDOWN	Lower the pen

(Each square in the drawing is 10 cm by 10 cm.)




Complete the set of instructions to draw the shape (shown in bold lines).

PENDOWN

LEFT 90

REPEAT



[5]

6 (a) Write an algorithm, using pseudocode or flowchart only, which:

- inputs three numbers
- outputs the **largest** of the three numbers

.....

.....

.....

.....

.....

.....

.....

.....

.....

.....

..... [3]

(b) Write an algorithm, using pseudocode or flowchart only, which:

- inputs 1000 numbers
- outputs how many of these numbers were whole numbers (integers)
(You may use $\text{INT}(x)$ in your answer, e.g. $y = \text{INT}(3.8)$ gives the value $y = 3$)

.....

.....

.....

.....

.....

.....

.....

.....

.....

.....

.....

.....

.....

.....

.....

.....

.....

.....

.....

.....

.....

..... [4]

(c) Describe, with examples, **two** sets of test data you would use to test your algorithm.

1

.....

2

..... [2]

7 A database was set up to show the properties of certain chemical elements. Part of the database is shown below.

Name of element	Element symbol	Atomic number	Atomic weight	Melting point (C)	Boiling point (C)	State at room temp
oxygen	O	8	16	-218	-183	gas
iron	Fe	26	56	1538	2861	solid
mercury	Hg	80	201	-38	356	liquid
bromine	Br	35	80	-7	59	liquid
osmium	Os	76	190	3033	5012	solid
caesium	Cs	55	133	28	671	solid
gallium	Ga	31	70	30	2204	solid
argon	Ar	18	40	-189	-186	gas
silver	Ag	47	108	961	2162	solid

(a) How many fields are in each record?

..... [1]

(b) The following search condition was entered:

(Melting point (C) < 40) AND (Atomic weight > 100)

Using **Element symbol** only, which records would be output?

.....

..... [2]

(c) Which field would be best suited as primary key?

..... [1]

BLANK PAGE

Permission to reproduce items where third-party owned material protected by copyright is included has been sought and cleared where possible. Every reasonable effort has been made by the publisher (UCLES) to trace copyright holders, but if any items requiring clearance have unwittingly been included, the publisher will be pleased to make amends at the earliest possible opportunity.

Cambridge International Examinations is part of the Cambridge Assessment Group. Cambridge Assessment is the brand name of University of Cambridge Local Examinations Syndicate (UCLES), which is itself a department of the University of Cambridge.