



Cambridge International AS & A Level

INFORMATION TECHNOLOGY

9626/04

Paper 4 Advanced Practical

October/November 2020

MARK SCHEME

Maximum Mark: 110

Published

This mark scheme is published as an aid to teachers and candidates, to indicate the requirements of the examination. It shows the basis on which Examiners were instructed to award marks. It does not indicate the details of the discussions that took place at an Examiners' meeting before marking began, which would have considered the acceptability of alternative answers.

Mark schemes should be read in conjunction with the question paper and the Principal Examiner Report for Teachers.

Cambridge International will not enter into discussions about these mark schemes.

Cambridge International is publishing the mark schemes for the October/November 2020 series for most Cambridge IGCSE™, Cambridge International A and AS Level and Cambridge Pre-U components, and some Cambridge O Level components.

This document consists of **10** printed pages.

Generic Marking Principles

These general marking principles must be applied by all examiners when marking candidate answers. They should be applied alongside the specific content of the mark scheme or generic level descriptors for a question. Each question paper and mark scheme will also comply with these marking principles.

GENERIC MARKING PRINCIPLE 1:

Marks must be awarded in line with:

- the specific content of the mark scheme or the generic level descriptors for the question
- the specific skills defined in the mark scheme or in the generic level descriptors for the question
- the standard of response required by a candidate as exemplified by the standardisation scripts.

GENERIC MARKING PRINCIPLE 2:

Marks awarded are always **whole marks** (not half marks, or other fractions).

GENERIC MARKING PRINCIPLE 3:

Marks must be awarded **positively**:

- marks are awarded for correct/valid answers, as defined in the mark scheme. However, credit is given for valid answers which go beyond the scope of the syllabus and mark scheme, referring to your Team Leader as appropriate
- marks are awarded when candidates clearly demonstrate what they know and can do
- marks are not deducted for errors
- marks are not deducted for omissions
- answers should only be judged on the quality of spelling, punctuation and grammar when these features are specifically assessed by the question as indicated by the mark scheme. The meaning, however, should be unambiguous.

GENERIC MARKING PRINCIPLE 4:

Rules must be applied consistently, e.g. in situations where candidates have not followed instructions or in the application of generic level descriptors.



GENERIC MARKING PRINCIPLE 5:

Marks should be awarded using the full range of marks defined in the mark scheme for the question (however; the use of the full mark range may be limited according to the quality of the candidate responses seen).

GENERIC MARKING PRINCIPLE 6:

Marks awarded are based solely on the requirements as defined in the mark scheme. Marks should not be awarded with grade thresholds or grade descriptors in mind.

Task 1



Extract the 4 leaf cluster		Create a vector drawing of the leaf	
			
4 leaf cluster clearly extracted	1	Non-Traced Vector graphics image of single leaf created	1
1 smooth unbroken side	With no shadow / ghosts and nothing behind	Vector version saved as svg	1
2 smooth unbroken sides		Non-Traced Bitmap version saved sized 50 px W or H	1
3 smooth unbroken sides		Simple even curves tear-drop shape – fat bottom – sharp tip	1
4 smooth unbroken sides		Colour matched	1
5 smooth unbroken sides		Central vein single smooth line	1
6 smooth unbroken sides		Central vein lighter colour	1
7 smooth unbroken sides		Central vein length edge to tip or 3/4 – not extended	1
All (8) sides smooth unbroken nothing else to be seen		1	Central vein tapers
Central bud clear	If sufficient background cut out	Central vein has 2 or 3 light coloured barbs ... allow 4th	1
Colour preserved		...Central vein barbs correct shape 2 paired – all upwards	1
Resolution preserved		...Central vein barbs correct size reducing	1
Transparent background		...Central vein barbs correct position within 1st 3/4	1

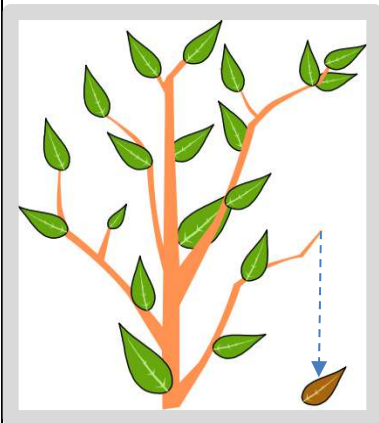
Use leaf image and Branches file to match

Can mark
from an
animation

Branches image used and populated named Shrub – allow misspelling	1
≥3 clearly different sized leaves	1
≥3 leaves in clearly different orientations	1
At least 2 leaves behind branches	1
Lower right branch tip clear (in Shrub image)	1
Leaves on left branches correct positions and orientation	1
Leaves on central stem correct positions and orientation	1
Leaves on right branches correct positions and orientation	1
Transparent Bitmap Saved with size 400 × 400 1 px tolerance	1

Task 2 – Animation

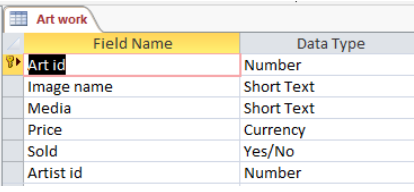
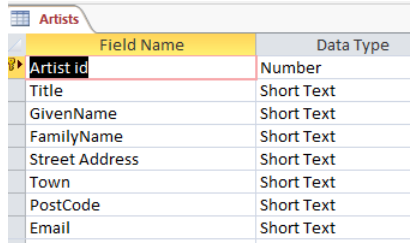
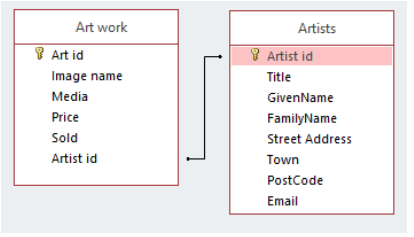
<p>Set frame 400 px by 400 px Insert leaf bitmap</p>		<p>Animate leaf Turn green to brown</p>																											
		 <div style="border: 1px solid black; padding: 5px; width: fit-content; margin-left: auto; margin-right: auto;"> Must change colour before falling unless it changes whilst falling or takes 1 sec at bottom </div>																											
<table border="1"> <tr> <td>Frame size 400 × 400 Must play</td> <td style="text-align: center;">1</td> </tr> <tr> <td>New (Their/populated) Shrub image inserted</td> <td style="text-align: center;">1</td> </tr> <tr> <td>Image fits frame Consistent background, no clipping, all visible</td> <td style="text-align: center;">1</td> </tr> <tr> <td>Their green Leaf image present on lower right branch</td> <td style="text-align: center;">1</td> </tr> <tr> <td>Leaf image inserted in correct position reaches very near the elbow</td> <td style="text-align: center;">1</td> </tr> <tr> <td>Leaf image inserted with correct orientation</td> <td style="text-align: center;">1</td> </tr> </table>	Frame size 400 × 400 Must play	1	New (Their/populated) Shrub image inserted	1	Image fits frame Consistent background, no clipping, all visible	1	Their green Leaf image present on lower right branch	1	Leaf image inserted in correct position reaches very near the elbow	1	Leaf image inserted with correct orientation	1		<table border="1"> <tr> <td>Leaf changes colour in stages before falling</td> <td style="text-align: center;">1</td> </tr> <tr> <td>Changes from green to brown, allow mottled</td> <td style="text-align: center;">1</td> </tr> <tr> <td>Central vein changes colour</td> <td style="text-align: center;">1</td> </tr> <tr> <td>Central vein changes to yellow-brown</td> <td style="text-align: center;">1</td> </tr> <tr> <td>Change takes 1 second</td> <td style="text-align: center;">1</td> </tr> <tr> <td>... Size does not change during animation</td> <td style="text-align: center;">1</td> </tr> <tr> <td>... Shape is preserved</td> <td style="text-align: center;">1</td> </tr> </table>	Leaf changes colour in stages before falling	1	Changes from green to brown, allow mottled	1	Central vein changes colour	1	Central vein changes to yellow-brown	1	Change takes 1 second	1	... Size does not change during animation	1	... Shape is preserved	1	
Frame size 400 × 400 Must play	1																												
New (Their/populated) Shrub image inserted	1																												
Image fits frame Consistent background, no clipping, all visible	1																												
Their green Leaf image present on lower right branch	1																												
Leaf image inserted in correct position reaches very near the elbow	1																												
Leaf image inserted with correct orientation	1																												
Leaf changes colour in stages before falling	1																												
Changes from green to brown, allow mottled	1																												
Central vein changes colour	1																												
Central vein changes to yellow-brown	1																												
Change takes 1 second	1																												
... Size does not change during animation	1																												
... Shape is preserved	1																												

Animate brown leaf to fall to the bottom of the frame

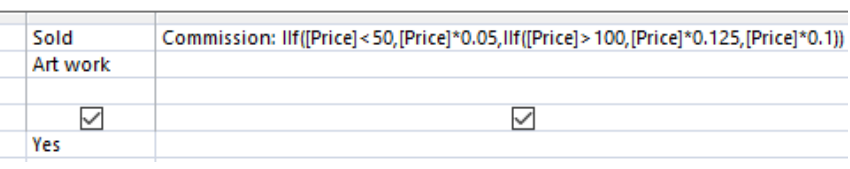
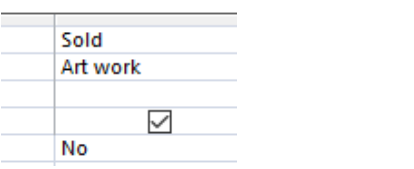
Animation of leaf falling not jumping	1
Descent is smooth	1
... Descent is vertical only	1
Descent takes 1 second	1
Leaf stops at bottom of the frame/ tree does not leave frame	1
... Animation does not loop	1
Animation saved as .gif or .swf and must animate	1

Task 3 – Database

Create a relational database using the ArtWork.csv and Artists.csv files.

					
ArtWork data correctly imported	1	Artists data correctly imported	1	Relationship created on Artist id	1
Art id created as primary key	1	Artist id created as primary key	1		
Price = currency	1				
Sold = Y/N – boolean	1				

Generate data for the form

			
Art sold query – sold criterion =yes,TRUE,-1	1	Art Unsold query created	1
Art sold results correct seen in query or table 15 records	1	Correct criterion	1
Commission field added	Can mark if calculation seen in form or table		
IIF operator used			
IIF criteria correct <50 >100 ≤100	1		
Correct Commission Values seen in query or table	1		

Create a form to display the data

Artists and Art work

Artist id	2	Art work for Sale					
Title	Mr	Art id	Image name	Media	Price		
GivenName	Noah	337	Clematis on my patio	Acrylic	£75.00		
FamilyName	Adams	338	The Sky at Night	Acrylic	£80.00		
Street Address	52 City Walls Rd	342	Summer Flowers on Plinth	Acrylic	£75.00		
Town	CLOPTON GREEN						
PostCode	CBS 3PL	Art work Sold					
Email	NoahAdams@pookmail.com	Art id	Image name	Media	Price	Sold	Commission
		339	Rough Sea	Acrylic	£180.00	Yes	£22.50
		340	A.P.McCoy	Watercolour	£45.00	Yes	£2.25
		341	Hogwarts	Acrylic	£75.00	Yes	£7.50

ord: 14 | 2 of 692 | No Filter | Search

Form created	1	Artist fields correct	1	Artwork for Sale label correct	1	Artwork Sold label correct	1	No scroll bars	1
Title in serif font	1	Artist fields correctly aligned	1	Artwork for Sale subform shown	1	Artwork Sold subform shown	1	No navigation bars in subforms	1
Title text correct	1			Subform fields correct	1	Subform fields correct	1	Navigation bar in main form	1
Title colour correct	1			Subform fields layout correct	1	Subform fields layout correct	1		
				Subform fields correct size	1	Subform fields correct size	1	Data entry disabled	1

Task 4 – JavaScript

Insert JavaScript code to calculate commission.

<h3 style="color: red;">Art Work Sales Commission Modelling</h3> <p>Enter Sale price boundaries</p> <p>Sale prices below £ <input style="width: 50px;" type="text" value="50"/> will be charged 5% commission</p> <p>Sale prices equal to this value and up to £ <input style="width: 50px;" type="text" value="100"/> will be charged 10% commission</p> <p>Sale prices above this value will be charged 12.5% commission</p> <p>Enter Artwork Price:</p> <p>£ <input style="width: 50px;" type="text" value="30"/></p> <p><input type="button" value="Display Commission"/></p> <p style="color: red;">Commission for a sale of £30 will be £1.5</p>	<h3 style="color: red;">Art Work Sales Commission Modelling</h3> <p>Enter Sale price boundaries</p> <p>Sale prices below £ <input style="width: 50px;" type="text" value="100"/> will be charged 5% commission</p> <p>Sale prices equal to this value and up to £ <input style="width: 50px;" type="text" value="400"/> will be charged 10% commission</p> <p>Sale prices above this value will be charged 12.5% commission</p> <p>Enter Artwork Price:</p> <p>£ <input style="width: 50px;" type="text" value="60"/></p> <p><input type="button" value="Display Commission"/></p> <p style="color: red;">Commission for a sale of £60 will be £3</p>
---	--

50/100 – £30 entered = £1.5 displayed	1	100/400 – £60 entered = £3 displayed	1
50/100 – £50 entered = £5 displayed	1	100/400 – £100 entered = £10 displayed	1
50/100 – £100 entered = £10 displayed	1	100/400 – £300 entered = £30 displayed	1
50/100 – £120 entered = £15 displayed	1	100/400 – £400 entered = £40 displayed	1
		100/400 – £600 entered = £75 displayed	1
		Commission text displayed in position as shown in the question paper	1

```

<button type="button" onClick="Calculate()">Display Commission</button>
<br><!-- Placeholder for display inserted here -->
<h3 id="display here"></h3>
<SCRIPT>
//Function is code to run when button is clicked
function Calculate()
{
var low=LowerRange.value*1; /*1 to make variable numeric
var upper=UpperRange.value*1;
var price=ArtPrice.value*1;
var commission=0;
//Variables to contain boundary values, Art price and commission declared
if (price > upper) {commission = price*0.125;}
else if (price < low) {commission= ArtPrice.value*0.05;}
else {commission= price*0.1;}
//comparison of values to calculate the commission
document.getElementById("display here").innerHTML = "Commission for a sale of £"+price+" will be £"+commission
// Commission displayed at placeholder
}
</SCRIPT>
</body>
</html>
    
```

<SCRIPT> Tag inserted	1	Function inserted named "Calculate" or similar	1
</SCRIPT> Tag paired correctly	1	LowerRange id referenced in code	1
<SCRIPT> Tags wholly within <head> or <body>	1	UpperRange id referenced in code	1
		ArtPrice id referenced in code	1
		if – else if used (efficient method)	1
		Display placeholder(s) inserted id="any" under button	1
		// syntax used for comments inserted	1

[20]