



UNIVERSITY OF CAMBRIDGE INTERNATIONAL EXAMINATIONS
 General Certificate of Education
 Advanced Subsidiary Level and Advanced Level

CANDIDATE NAME

CENTRE NUMBER

CANDIDATE NUMBER



CHEMISTRY

9701/33

Advanced Practical Skills 1

October/November 2011

2 hours

Candidates answer on the Question Paper.

Additional Materials: As listed in the Confidential Instructions

READ THESE INSTRUCTIONS FIRST

Write your Centre number, candidate number and name on all the work you hand in.
 Give details of the practical session and laboratory where appropriate, in the boxes provided.
 Write in dark blue or black pen.
 You may use a soft pencil for any diagrams, graphs or rough working.
 Do not use staples, paper clips, highlighters, glue or correction fluid.
 DO **NOT** WRITE IN ANY BARCODES.

Answer **all** questions.
 You may lose marks if you do not show your working or if you do not use appropriate units.
 Use of a Data Booklet is unnecessary.

Qualitative Analysis Notes are printed on pages 8 and 9.

At the end of the examination, fasten all your work securely together.
 The number of marks is given in brackets [] at the end of each question or part question.

Session
Laboratory

For Examiner's Use	
1	
2	
Total	

This document consists of **9** printed pages and **3** blank pages.

- 1 You are to determine the enthalpy change of neutralisation of hydrochloric acid by aqueous sodium hydroxide and also the concentration of the aqueous sodium hydroxide. These can be found by measuring the temperature change when solutions of the acid and alkali are mixed.

For
Examiner's
Use

FA 1 is aqueous sodium hydroxide, NaOH.

FA 2 is 2.00 mol dm^{-3} hydrochloric acid, HCl.

(a) Method

- Fill a burette with **FA 1**. [**Care: FA 1 is corrosive**]
- Support the plastic cup in a 250 cm^3 beaker.
- Use a measuring cylinder to transfer 25 cm^3 of **FA 2** into a 100 cm^3 beaker.
- Use a measuring cylinder to add 35 cm^3 of distilled water to the acid in the beaker.
- Measure and record, in the table below, the initial temperature of the mixture in the beaker.
- Run 5.0 cm^3 of **FA 1** from the burette into the plastic cup.
- Add the mixture of acid and water from the 100 cm^3 beaker to the **FA 1** in the plastic cup.
- Stir carefully and measure the highest temperature obtained.
- Record this temperature in the table.
- Rinse the plastic cup with water.
- Repeat the experiment using 25 cm^3 of **FA 2**, 30 cm^3 of distilled water and 10.0 cm^3 of **FA 1** as shown for experiment **2** in the table.
- Carry out experiments **3** to **7** in the same way.
- Complete the table for each experiment.

Results


<i>experiment number</i>	1	2	3	4	5	6	7
volume of FA 2 / cm^3	25	25	25	25	25	25	25
volume of water / cm^3	35	30	25	20	15	10	5
volume of FA 1 / cm^3	5.0	10.0	15.0	20.0	25.0	30.0	35.0
initial temperature of acid mixture / $^{\circ}\text{C}$							
highest temperature / $^{\circ}\text{C}$							
temperature change / $^{\circ}\text{C}$							

[7]

I	
II	
III	
IV	
V	
VI	
VII	

(b) On the grid below plot the temperature **change** (*y*-axis) against the volume of **FA 1** (*x*-axis). Using these points, draw two straight lines that intersect.

*For
Examiner's
Use*



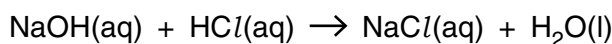
I	
II	
III	
IV	

[4]

- (c)** Reading from the intersection of the two lines on your graph,
the volume of **FA 1** is cm³,
the temperature change is °C. [1]

The volume of **FA 1** at the intersection represents the volume of **FA 1** which neutralised 25.0cm³ of **FA 2**.

- (d)** The reaction between **FA 1** and **FA 2** is shown in the equation below.



This reaction is exothermic.

Use this information to explain the shape of the graph.

.....
.....
.....
..... [2]

- (e)** Calculate the amount of heat energy produced in the reaction. Use the temperature change from **(c)** in calculating your answer.

[Assume that 4.3J are required to raise the temperature of 1 cm³ of any solution by 1 °C]

heat energy produced = J [2]

- (f)** Calculate how many moles of hydrochloric acid are present in 25 cm³ of **FA 2**.

mol of hydrochloric acid = [1]

- (g)** Use your answers to **(e)** and **(f)** to calculate the enthalpy change of neutralisation of hydrochloric acid by aqueous sodium hydroxide.

Give your answer in kJ mol⁻¹ and include the relevant sign.

enthalpy change of neutralisation = kJ mol⁻¹
 sign *value* [2]

- (h) Explain why the **total** volume of solution used was kept constant in each of the experiments.

.....

 [1]

- (i) Calculate the concentration, in mol dm^{-3} , of the aqueous sodium hydroxide, **FA 1**.

concentration of **FA 1** = mol dm^{-3} [2]

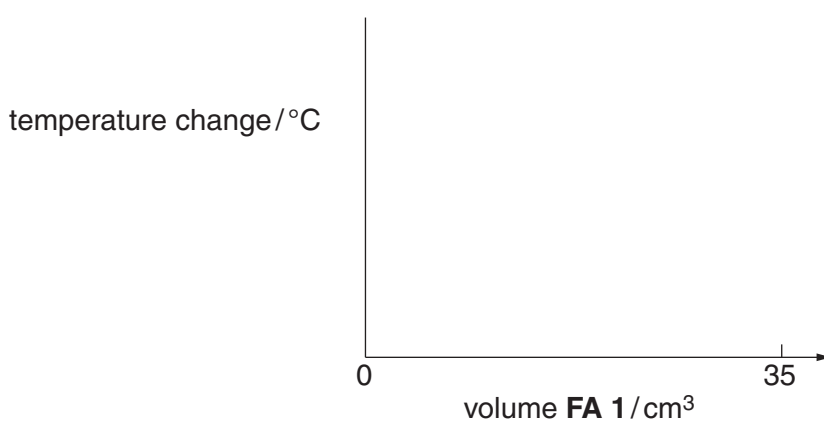
- (j) A student thought that the experiment was not accurate because the temperature changes measured were small.

Suggest a modification to the experimental method used in order to give larger changes in temperature.

.....
 [1]

- (k) Experiments **1** to **7** were repeated using 1.00 mol dm^{-3} sulfuric acid, H_2SO_4 , instead of the 2.00 mol dm^{-3} hydrochloric acid, HCl .

On the axes below indicate an appropriate temperature scale and sketch the graph for the temperature changes you would expect.



[2]

[Total: 25]

For
Examiner's
Use

2 Qualitative Analysis

For
Examiner's
Use

At each stage of any test you are to record details of the following.

- colour changes seen
- the formation of any precipitate
- the solubility of such precipitates in an excess of the reagent added

Where gases are released they should be identified by a test, **described in the appropriate place in your observations.**

You should indicate clearly at what stage in a test a change occurs.

Marks are **not** given for chemical equations.

No additional tests for ions present should be attempted.

If any solution is warmed, a boiling tube MUST be used.

Rinse and reuse test-tubes and boiling tubes where possible.

Where reagents are selected for use in a test, the full name or correct formula of the reagents must be given.

(a) You are provided with three sodium salts **FA 3**, **FA 4** and **FA 5**. Each salt contains **one** of the ions carbonate, CO_3^{2-} , sulfite, SO_3^{2-} or sulfate, SO_4^{2-} .

(i) Using your knowledge of the reactions of these ions, suggest **one** reagent you could add to the solid to find out which ion is present in each of the solids.

.....

(ii) Use the reagent you selected in (i) to identify which of these ions is present in **FA 3**, **FA 4** and **FA 5**.

Carry out suitable tests on a small amount of each solid and record the results of your experiments in an appropriate form in the space below.

I	
II	
III	
IV	
V	
VI	

Identify the anions in **FA 3**, **FA 4** and **FA 5**.

FA 3 contains the ion.

FA 4 contains the ion.

FA 5 contains the ion.

[6]

- (b) (i) You are provided with **FA 6** both as a solid and in aqueous solution. Complete the following table.

For
Examiner's
Use

<i>test</i>	<i>observations</i>
To a small spatula measure of FA 4 in a test-tube, add enough distilled water to make a solution. Add 1 cm depth of FA 6 solution.	
To a small spatula measure of FA 5 in a test-tube, add enough distilled water to make a solution. Add 1 cm depth of FA 6 solution.	
To 1 cm depth of FA 6 solution in a test-tube, add aqueous sodium hydroxide.	
Carefully heat the solid FA 6 in the test-tube provided. Note: two gases are released.	

I	
II	
III	
IV	
V	
VI	

[6]

- (ii) From the results of the tests in (i), identify the cation present in **FA 6**.

Cation present in **FA 6** is

[1]

- (iii) Suggest and use another reagent to confirm the cation present in **FA 6**.

reagent

observation.....[2]

[Total: 15]

Qualitative Analysis Notes

Key: [ppt. = precipitate]

1 Reactions of aqueous cations

ion	reaction with	
	NaOH(aq)	NH ₃ (aq)
aluminium, Al ³⁺ (aq)	white ppt. soluble in excess	white ppt. insoluble in excess
ammonium, NH ₄ ⁺ (aq)	no ppt. ammonia produced on heating	
barium, Ba ²⁺ (aq)	no ppt. (if reagents are pure)	no ppt.
calcium, Ca ²⁺ (aq)	white ppt. with high [Ca ²⁺ (aq)]	no ppt.
chromium(III), Cr ³⁺ (aq)	grey-green ppt. soluble in excess giving dark green solution	grey-green ppt. insoluble in excess
copper(II), Cu ²⁺ (aq)	pale blue ppt. insoluble in excess	blue ppt. soluble in excess giving dark blue solution
iron(II), Fe ²⁺ (aq)	green ppt. turning brown on contact with air insoluble in excess	green ppt. turning brown on contact with air insoluble in excess
iron(III), Fe ³⁺ (aq)	red-brown ppt. insoluble in excess	red-brown ppt. insoluble in excess
lead(II), Pb ²⁺ (aq)	white ppt. soluble in excess	white ppt. insoluble in excess
magnesium, Mg ²⁺ (aq)	white ppt. insoluble in excess	white ppt. insoluble in excess
manganese(II), Mn ²⁺ (aq)	off-white ppt. rapidly turning brown on contact with air insoluble in excess	off-white ppt. rapidly turning brown on contact with air insoluble in excess
zinc, Zn ²⁺ (aq)	white ppt. soluble in excess	white ppt. soluble in excess

[Lead(II) ions can be distinguished from aluminium ions by the insolubility of lead(II) chloride.]

2 Reactions of anions

<i>ion</i>	<i>reaction</i>
carbonate, CO_3^{2-}	CO_2 liberated by dilute acids
chromate(VI), CrO_4^{2-} (aq)	yellow solution turns orange with H^+ (aq); gives yellow ppt. with Ba^{2+} (aq); gives bright yellow ppt. with Pb^{2+} (aq)
chloride, Cl^- (aq)	gives white ppt. with Ag^+ (aq) (soluble in NH_3 (aq)); gives white ppt. with Pb^{2+} (aq)
bromide, Br^- (aq)	gives cream ppt. with Ag^+ (aq) (partially soluble in NH_3 (aq)); gives white ppt. with Pb^{2+} (aq)
iodide, I^- (aq)	gives yellow ppt. with Ag^+ (aq) (insoluble in NH_3 (aq)); gives yellow ppt. with Pb^{2+} (aq)
nitrate, NO_3^- (aq)	NH_3 liberated on heating with OH^- (aq) and Al foil
nitrite, NO_2^- (aq)	NH_3 liberated on heating with OH^- (aq) and Al foil; NO liberated by dilute acids (colourless $\text{NO} \rightarrow$ (pale) brown NO_2 in air)
sulfate, SO_4^{2-} (aq)	gives white ppt. with Ba^{2+} (aq) or with Pb^{2+} (aq) (insoluble in excess dilute strong acids)
sulfite, SO_3^{2-} (aq)	SO_2 liberated with dilute acids; gives white ppt. with Ba^{2+} (aq) (soluble in excess dilute strong acids)

3 Tests for gases

<i>gas</i>	<i>test and test result</i>
ammonia, NH_3	turns damp red litmus paper blue
carbon dioxide, CO_2	gives a white ppt. with limewater (ppt. dissolves with excess CO_2)
chlorine, Cl_2	bleaches damp litmus paper
hydrogen, H_2	"pops" with a lighted splint
oxygen, O_2	relights a glowing splint
sulfur dioxide, SO_2	turns acidified aqueous potassium dichromate(VI) from orange to green

BLANK PAGE

Permission to reproduce items where third-party owned material protected by copyright is included has been sought and cleared where possible. Every reasonable effort has been made by the publisher (UCLES) to trace copyright holders, but if any items requiring clearance have unwittingly been included, the publisher will be pleased to make amends at the earliest possible opportunity.

University of Cambridge International Examinations is part of the Cambridge Assessment Group. Cambridge Assessment is the brand name of University of Cambridge Local Examinations Syndicate (UCLES), which is itself a department of the University of Cambridge.