



Cambridge International AS & A Level

CANDIDATE
NAME

--

CENTRE
NUMBER

--	--	--	--	--

CANDIDATE
NUMBER

--	--	--	--



CHEMISTRY

9701/43

Paper 4 A Level Structured Questions

May/June 2023

2 hours

You must answer on the question paper.

No additional materials are needed.

INSTRUCTIONS

- Answer **all** questions.
- Use a black or dark blue pen. You may use an HB pencil for any diagrams or graphs.
- Write your name, centre number and candidate number in the boxes at the top of the page.
- Write your answer to each question in the space provided.
- Do **not** use an erasable pen or correction fluid.
- Do **not** write on any bar codes.
- You may use a calculator.
- You should show all your working and use appropriate units.

INFORMATION

- The total mark for this paper is 100.
- The number of marks for each question or part question is shown in brackets [].
- The Periodic Table is printed in the question paper.
- Important values, constants and standards are printed in the question paper.

This document has **28** pages. Any blank pages are indicated.

- 1 (a) Group 2 nitrates decompose when heated.

Describe how the thermal stability of Group 2 nitrates changes with increasing proton number.

Explain your answer.

.....

.....

.....

.....

..... [3]

- (b) Copper(II) nitrate decomposes in a similar manner to Group 2 nitrates.

Write an equation for the decomposition of $\text{Cu}(\text{NO}_3)_2$.

..... [1]

- (c) $\text{Cu}(\text{NO}_3)_2$ is added to water to form solution A.

Fig. 1.1 shows some reactions of solution A.

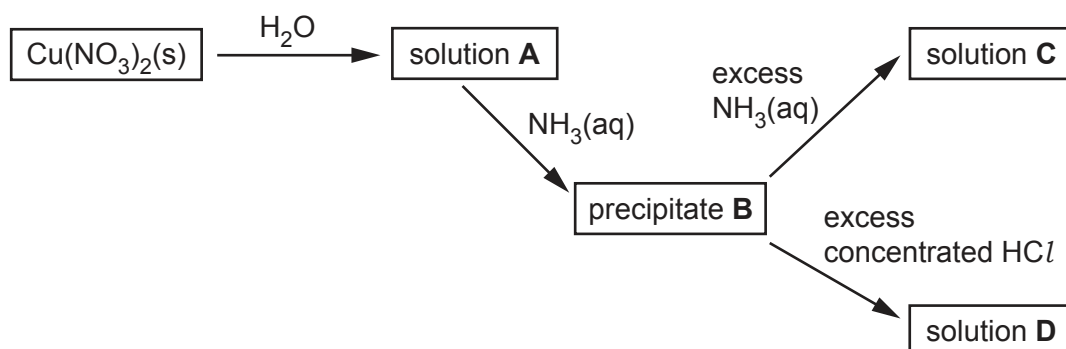


Fig. 1.1

Complete Table 1.1 to show the formula and colour of each of the copper-containing species present in A, B, C and D.

Table 1.1

	formula of copper-containing species formed	colour of copper-containing species formed
A		
B		
C		
D		

[4]

(d) EDTA^{4-} is a polydentate ligand.

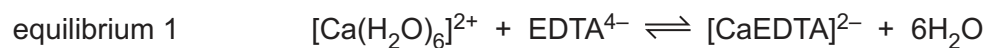
(i) Explain what is meant by a polydentate ligand.

.....

 [2]

(ii) Group 2 metal ions can form complexes similar to those of transition elements.

A solution of EDTA^{4-} is added to water containing $[\text{Ca}(\text{H}_2\text{O})_6]^{2+}$ to form a new complex, $[\text{CaEDTA}]^{2-}$, as shown.



Circle on the structure of EDTA^{4-} in Fig. 1.2 the **six** atoms that form bonds with the metal ion.

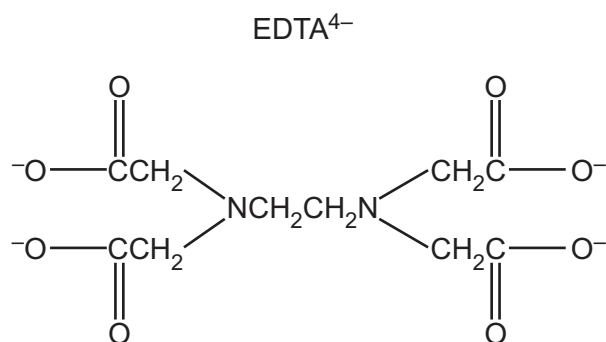


Fig. 1.2

[1]

(iii) The calcium ions in $[\text{Ca}(\text{H}_2\text{O})_6]^{2+}$ and $[\text{CaEDTA}]^{2-}$ have a coordination number of 6.

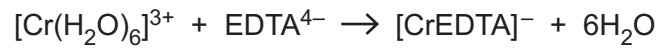
Explain what is meant by coordination number.

.....
 [1]

(e) The number of moles of water of crystallisation in a hydrated ionic salt can be determined by titration using aqueous EDTA^{4-} ions with a suitable indicator.

- 0.255 g of hydrated chromium(III) sulfate, $\text{Cr}_2(\text{SO}_4)_3 \cdot n\text{H}_2\text{O}$, is dissolved in water and made up to 100 cm^3 in a volumetric flask.
- 25.0 cm^3 of this solution requires 26.2 cm^3 of $0.00800\text{ mol dm}^{-3}$ aqueous EDTA^{4-} ions to reach the end-point.

The reaction occurs as shown.



Use the data to calculate the value of n in the formula of $\text{Cr}_2(\text{SO}_4)_3 \cdot n\text{H}_2\text{O}$.

Show your working.

$$n = \dots\dots\dots [3]$$

(f) A solution of $\text{Cr}^{3+}(\text{aq})$ and a solution of $\text{Fe}^{3+}(\text{aq})$ have different colours.

Explain why the two complexes have different colours.

.....

.....

.....

..... [2]

[Total: 19]

- 2 (a) Some transition element complexes can show stereoisomerism.

State **two** types of stereoisomerism shown by transition element complexes.

1

2

[1]

- (b) The complexes $[\text{Pt}(\text{NH}_3)_2\text{Cl}_2]$ and $[\text{Pt}(\text{en})_2]^{2+}$ have the same geometry (shape) around the metal ion.


$[\text{Pt}(\text{NH}_3)_2\text{Cl}_2]$ exists as two stereoisomers whereas $[\text{Pt}(\text{en})_2]^{2+}$ only has one possible structure.

State the geometry around the metal ion.

..... [1]

- (c) The complex $[\text{Cr}(\text{en})_3]^{2+}$ exists as two stereoisomers whereas the complex $[\text{Cr}(\text{OCH}_2\text{CH}_2\text{NH}_2)_3]^-$ exists as four stereoisomers.

Complete the three-dimensional diagrams in Fig. 2.1 to show the four stereoisomers of $[\text{Cr}(\text{OCH}_2\text{CH}_2\text{NH}_2)_3]^-$.

Represent the ligand $^-\text{OCH}_2\text{CH}_2\text{NH}_2$ by using .

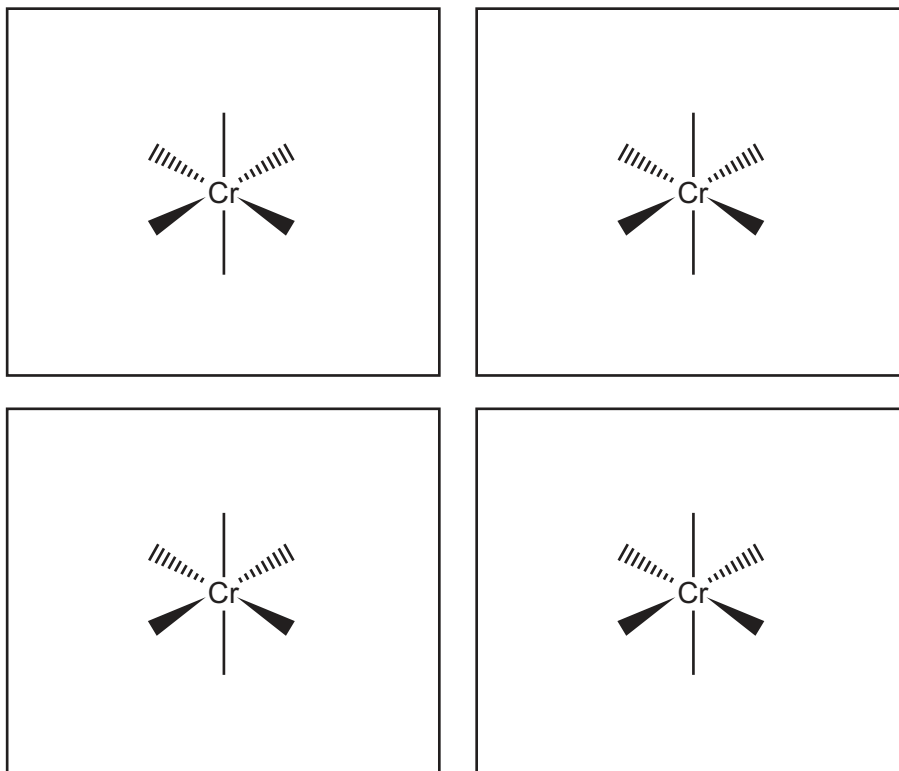


Fig. 2.1

- (d) The complex $[\text{Cr}(\text{OCH}_2\text{CH}_2\text{NH}_2)_3]^-$ is formed by reacting $\text{Cr}^{2+}(\text{aq})$ with the conjugate base of 2-aminoethanol.

A synthesis of 2-aminoethanol is shown in Fig. 2.2.

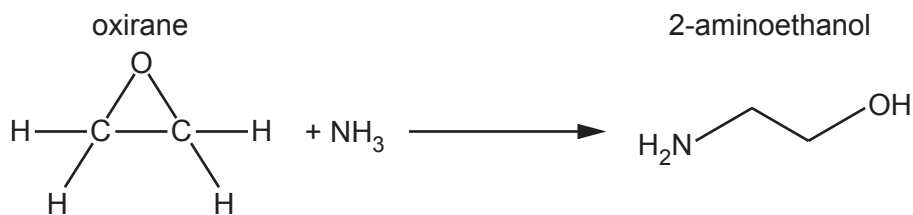


Fig. 2.2

- (i) Suggest the mechanism for step 1 of the reaction of oxirane with ammonia in Fig. 2.3.

Include all relevant curly arrows, lone pairs of electrons, charges and partial charges.

Draw the structure of the organic intermediate.




Fig. 2.3

[3]

- (ii) A small amount of by-product **E**, shown in Fig. 2.4, is produced during the reaction shown in Fig. 2.2.

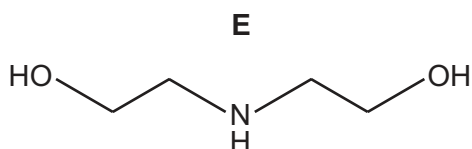


Fig. 2.4

Suggest how the formation of by-product **E** can be minimised.


.....

[1]

- (iii) Compound **F**, C_4H_9NO , can be formed from the reaction of by-product **E**, $C_4H_{11}NO_2$, with concentrated H_2SO_4 .

Compound **F** is a **saturated** and basic organic compound.

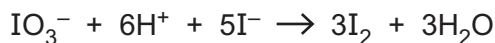
Suggest a structure for compound **F**. State the type of reaction undergone by **E** to form **F**.



type of reaction [2]

[Total: 11]

- 3 (a) Aqueous acidified iodate(V) ions, IO_3^- , react with iodide ions, as shown.



The initial rate of this reaction is investigated. Table 3.1 shows the results obtained.

Table 3.1

experiment	$[\text{IO}_3^-]/\text{mol dm}^{-3}$	$[\text{H}^+]/\text{mol dm}^{-3}$	$[\text{I}^-]/\text{mol dm}^{-3}$	initial rate/ $\text{mol dm}^{-3}\text{min}^{-1}$
1	0.0400	0.0150	0.0250	4.20×10^{-2}
2	0.120	to be calculated	0.0125	7.09×10^{-2}

The rate equation for this reaction is $\text{rate} = k[\text{IO}_3^-][\text{H}^+]^2[\text{I}^-]^2$.

- (i) Explain what is meant by order of reaction.

.....

 [1]

- (ii) Complete Table 3.2.

Table 3.2

the order of reaction with respect to $[\text{IO}_3^-]$	
the order of reaction with respect to $[\text{H}^+]$	
the order of reaction with respect to $[\text{I}^-]$	
the overall order of reaction	

[1]

- (iii) Use your answer to (a)(ii) to sketch lines in Fig. 3.1 to show the relationship between the initial rates and the concentrations of $[\text{IO}_3^-]$ and $[\text{I}^-]$.

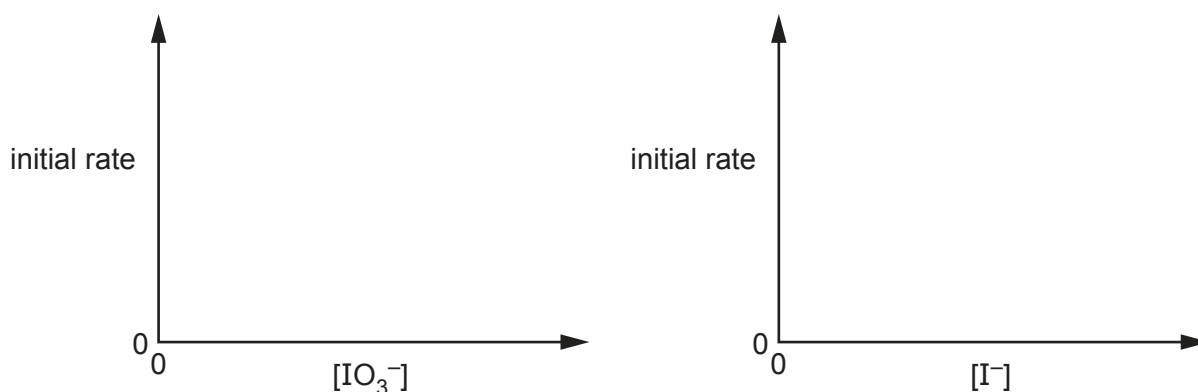


Fig. 3.1

[1]

- (iv) Use data from Table 3.1 to calculate the rate constant, k , for this reaction.

Include the units of k .

$$k = \dots\dots\dots \text{units} \dots\dots\dots [2]$$

- (v) Use data from Table 3.1 to calculate the concentration of hydrogen ions, $[H^+]$, in experiment 2.

$$[H^+] = \dots\dots\dots \text{mol dm}^{-3} [1]$$

- (vi) This reaction is repeated in two separate experiments.

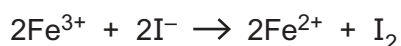
The experiments are carried out at the same temperature and with the same concentrations of I^- and IO_3^- .

One experiment takes place at pH 1.0 and the other experiment takes place at pH 2.0.

Calculate the value of $\frac{\text{rate at pH 1.0}}{\text{rate at pH 2.0}}$.

$$\text{value of } \frac{\text{rate at pH 1.0}}{\text{rate at pH 2.0}} = \dots\dots\dots [1]$$

- (b) In aqueous solution, iron(III) ions react with iodide ions, as shown.



The initial rate of reaction is first order with respect to Fe^{3+} and second order with respect to I^- .

The mechanism for this reaction has three steps.

Each step involves only **two** ions reacting together.

Suggest equations for the **three** steps of this mechanism. Identify the rate-determining step.

step 1

step 2

step 3

rate-determining step =

[3]

[Total: 10]

[Turn over

- 4 (a) State the hybridisation of the carbon atoms and the C–C–H bond angle in benzene, C₆H₆. Explain how orbital overlap leads to the formation of σ and π bonds in benzene.

.....

.....

.....

.....

..... [3]

- (b) Compound **Z** can be synthesised from benzene in three steps by the route shown in Fig. 4.1.

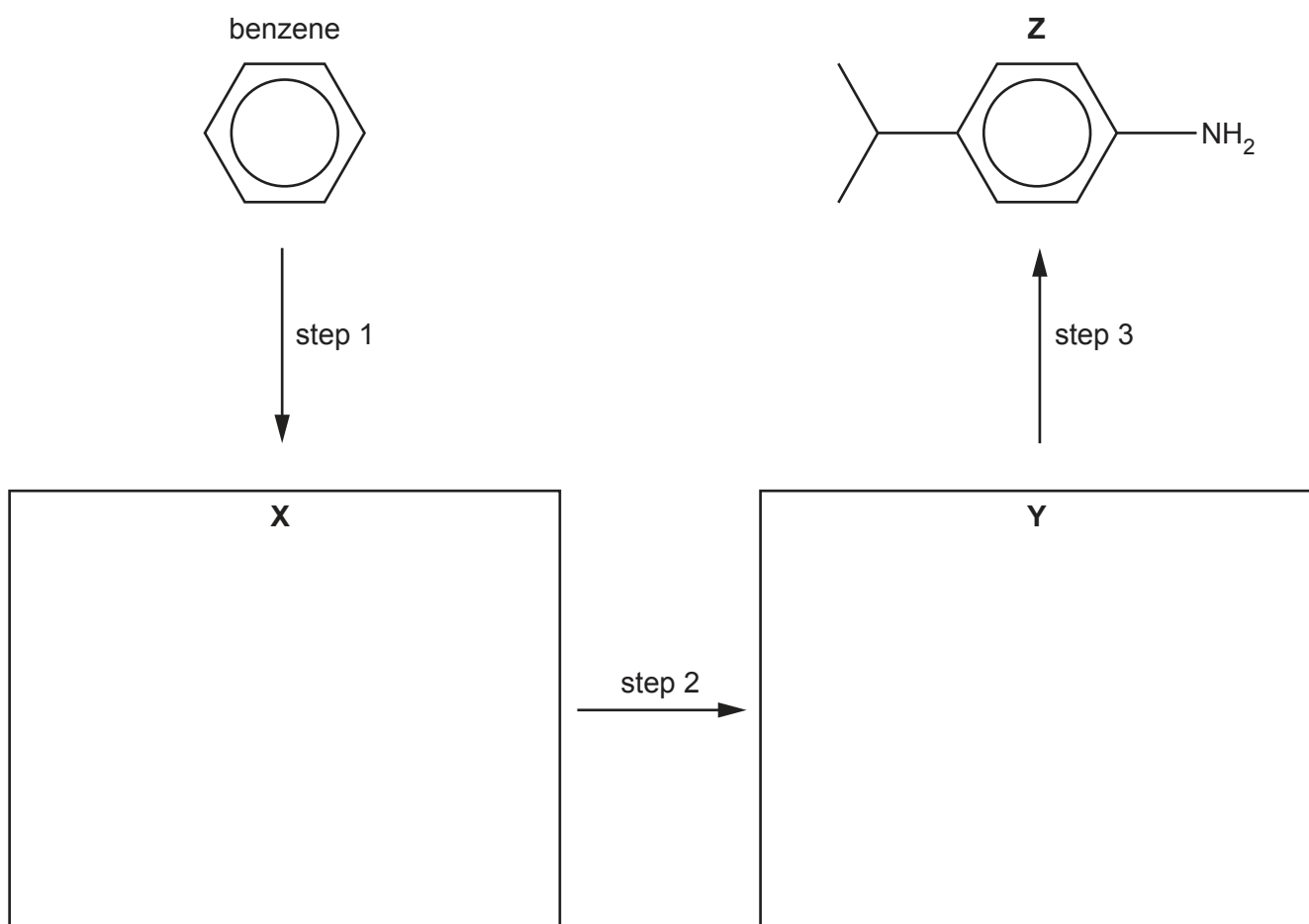


Fig. 4.1

- (i) Draw structures for **X** and **Y** in Fig. 4.1. [2]
- (ii) Give the reagents and conditions for steps 1, 2 and 3.

step 1

step 2

step 3

[3]

(c) Compound **W** is an isomer of **Z**.

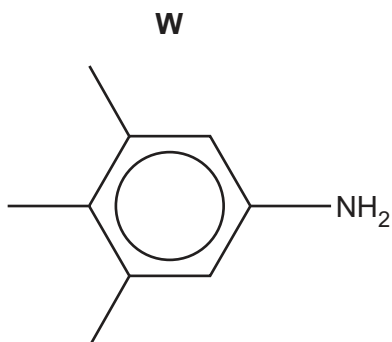


Fig. 4.2

Give the systematic name of **W**.

..... [1]

(d) Complete Table 4.1 to show the number of peaks observed in the carbon-13 NMR spectrum for **W** and **Z**.

Table 4.1

compound	number of peaks observed
W	
Z	

[1]

[Total: 10]

- 5 (a) The exhaust systems of most modern gasoline-fuelled cars contain a catalytic converter with three metal catalysts.

These metals act as heterogeneous catalysts.

- (i) Name **three** metal catalysts used in catalytic converters.

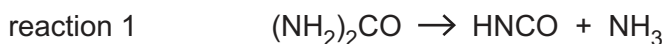
1 2 3 [1]

- (ii) Explain what is meant by a heterogeneous catalyst.

.....
 [1]

- (b) The exhaust systems of many diesel-fuelled cars contain an additional system to reduce vehicle emissions. This uses a liquid that is added to the exhaust system.

This liquid contains urea, $(\text{NH}_2)_2\text{CO}$, which decomposes on heating to isocyanic acid, HNCO , and ammonia.



Isocyanic acid reacts with water vapour to form ammonia and carbon dioxide.



Some values for standard enthalpy changes of formation, ΔH_f^\ominus , and standard entropies, S^\ominus , are given in Table 5.1.

Table 5.1

compound	$\Delta H_f^\ominus/\text{kJ mol}^{-1}$	$S^\ominus/\text{JK}^{-1}\text{ mol}^{-1}$
$\text{HNCO}(\text{g})$	-101.7	+238.2
$\text{H}_2\text{O}(\text{g})$	-241.8	+188.8
$\text{NH}_3(\text{g})$	-45.9	+192.8
$\text{CO}_2(\text{g})$	-393.5	+213.8

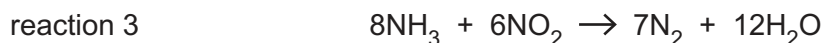
- (i) Explain what is meant by the term entropy of a system.

.....
 [1]

- (ii) Use the data in Table 5.1 to calculate ΔG^\ominus for **reaction 2** at 25 °C. Show your working.

$$\Delta G^\ominus = \dots\dots\dots \text{kJmol}^{-1} \quad [4]$$

- (c) The ammonia formed in reactions 1 and 2 can be used to remove nitrogen dioxide from exhaust emissions, as shown.



Use the equations for reactions 1, 2 and 3 to construct an overall equation for the reduction of NO_2 by $(\text{NH}_2)_2\text{CO}$.

..... [1]

- (d) Isocyanic acid, HNCO , can form cyanuric acid, $\text{C}_3\text{H}_3\text{N}_3\text{O}_3$, under certain conditions.

$\text{C}_3\text{H}_3\text{N}_3\text{O}_3$ has a cyclic structure containing alternating carbon and nitrogen atoms in the ring system.

Suggest a structure for cyanuric acid.

[1]

(e) Isocyanic acid, HNCO, is a weak acid.



(i) Write the mathematical expressions for $\text{p}K_{\text{a}}$ and pH.

$\text{p}K_{\text{a}} = \dots\dots\dots$

$\text{pH} = \dots\dots\dots$

[1]

(ii) Calculate the pH of $0.120 \text{ mol dm}^{-3}$ HNCO(aq).
Give your answer to **three** significant figures.

$\text{pH} = \dots\dots\dots$ [2]

(iii) Calculate the percentage of HNCO molecules that are ionised in $0.120 \text{ mol dm}^{-3}$ HNCO.

percentage ionisation of HNCO = $\dots\dots\dots$ [1]

[Total: 13]


6 (a) Compound **H** has the structural formula $\text{CH}_2=\text{CHCH}(\text{NH}_2)\text{COOH}$.

(i) Name all the functional groups in **H**.

.....
 [2]

(ii) Compound **H** exhibits stereoisomerism.

Draw three-dimensional structures for the two stereoisomers of **H**.
 Name this type of stereoisomerism.



type of stereoisomerism [2]

(b) Compound **H** can be prepared from the reaction of **J** with an excess of hot aqueous acid.

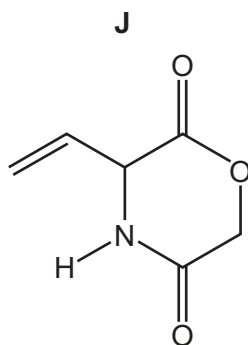


Fig. 6.1

(i) Complete Fig. 6.2 to show the equation for this reaction.

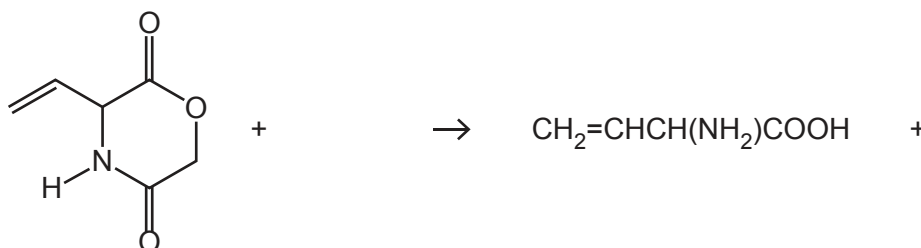


Fig. 6.2

[1]

(ii) Name the type of reaction in (b)(i).

..... [1]

(c) Polymers consist of monomers joined together by undergoing either addition or condensation polymerisation.

Compound **H** can react to form an addition polymer, **K**, or a condensation polymer, **L**, depending on the conditions.

(i) Draw **one** repeat unit of addition polymer **K**.

[1]

(ii) Draw **two** repeat units of condensation polymer **L**.

The new functional group formed should be displayed.

[2]

(iii) Explain why condensation polymers can normally biodegrade more readily than addition polymers.

.....

..... [1]

[Total: 10]

- 7 (a) State the relative basicities of ethanamide, diethylamine and ethylamine in aqueous solution. Explain your answer.

..... > >

most basic least basic

.....

.....

.....

.....

.....

[4]

- (b) The amino acid alanine, $\text{H}_2\text{NCH}(\text{CH}_3)\text{COOH}$, can act as a buffer.

- (i) Define a buffer solution.

.....

.....

..... [2]

- (ii) Write **two** equations to show how an aqueous solution of alanine can act as a buffer solution.

.....

..... [2]

- (c) Glutamic acid is another amino acid that acts as a buffer.

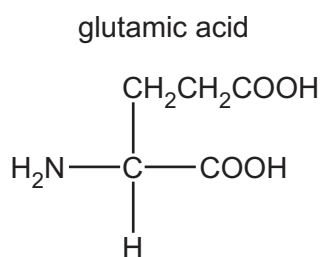


Fig. 7.1

- (i) Draw the **skeletal** formula for glutamic acid.

[1]

- (ii) Draw the structure for the dipeptide, ala-glu, formed from one molecule of alanine and one molecule of glutamic acid.

The peptide bond formed should be displayed.

[2]

- (d) The isoelectric point of alanine is 6.0 and of glutamic acid is 3.2.

A mixture of the dipeptide, ala-glu, and its two constituent amino acids, alanine and glutamic acid, is analysed by electrophoresis using a buffer at pH 6.0.

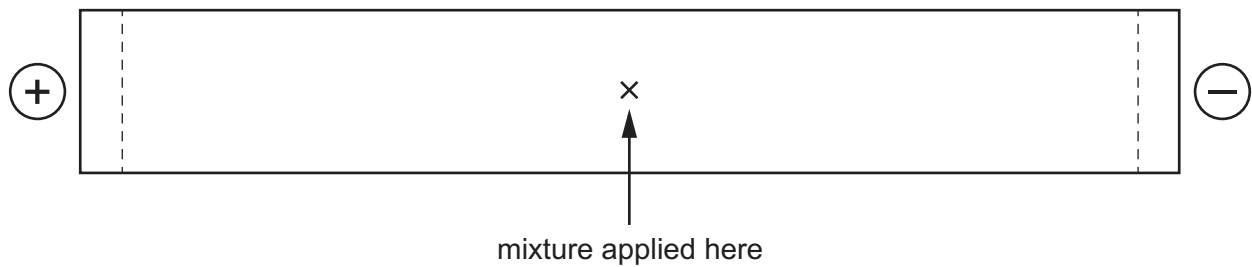


Fig. 7.2

Draw and label **three** spots on Fig. 7.2 to indicate the predicted position of each of these three species after electrophoresis.

Explain your answer.

.....

.....

.....

.....

.....

..... [3]

- (e) Alanine, $\text{H}_2\text{NCH}(\text{CH}_3)\text{COOH}$, reacts with methanol to form the ester **G** under certain conditions.

The proton (^1H) NMR spectrum of **G** dissolved in D_2O is shown in Fig. 7.3.

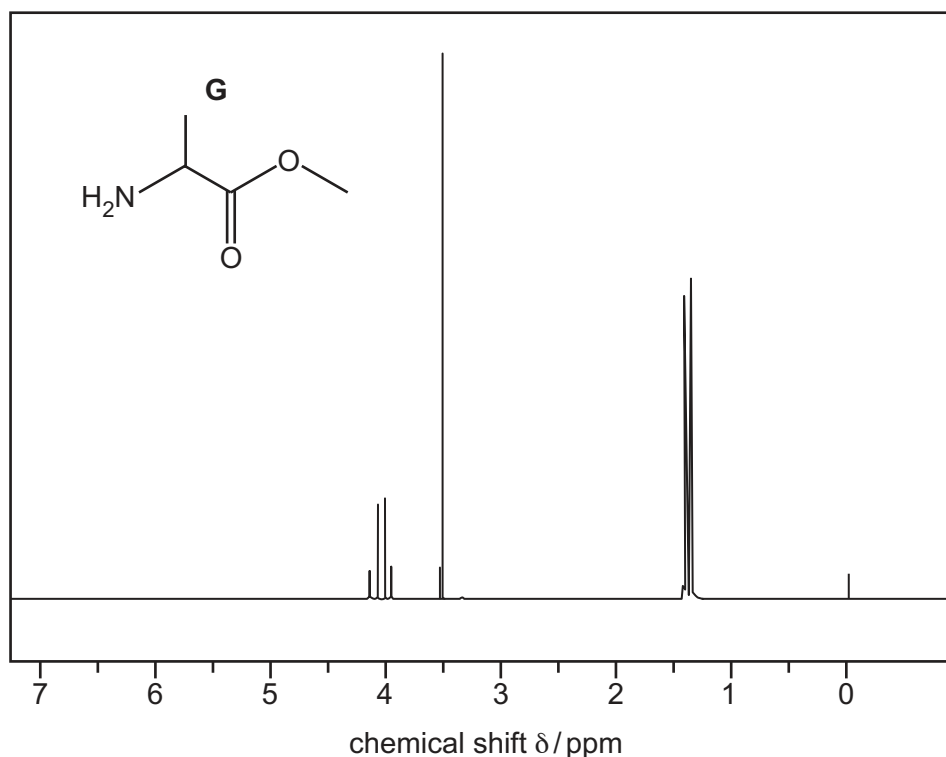


Fig. 7.3

Table 7.1

environment of proton	example	chemical shift range, δ /ppm
alkane	$-\text{CH}_3$, $-\text{CH}_2-$, $>\text{CH}-$	0.9–1.7
alkyl next to $\text{C}=\text{O}$	$\text{CH}_3-\text{C}=\text{O}$, $-\text{CH}_2-\text{C}=\text{O}$, $>\text{CH}-\text{C}=\text{O}$	2.2–3.0
alkyl next to aromatic ring	CH_3-Ar , $-\text{CH}_2-\text{Ar}$, $>\text{CH}-\text{Ar}$	2.3–3.0
alkyl next to electronegative atom	CH_3-O , $-\text{CH}_2-\text{O}$, $-\text{CH}_2-\text{Cl}$	3.2–4.0
attached to alkene	$=\text{CHR}$	4.5–6.0
attached to aromatic ring	$\text{H}-\text{Ar}$	6.0–9.0
aldehyde	HCOR	9.3–10.5
alcohol	ROH	0.5–6.0
phenol	$\text{Ar}-\text{OH}$	4.5–7.0
carboxylic acid	RCOOH	9.0–13.0
alkyl amine	$\text{R}-\text{NH}-$	1.0–5.0
aryl amine	$\text{Ar}-\text{NH}_2$	3.0–6.0
amide	RCONHR	5.0–12.0

(i) Complete Table 7.2 for the proton (^1H) NMR spectrum of **G**.

Table 7.2

chemical shift (δ)	splitting pattern	number of ^1H atoms responsible for the peak	number of protons on adjacent carbon atoms
1.4			
3.5			
4.0			

[3]

(ii) The proton (^1H) NMR spectrum of **G** dissolved in CDCl_3 is obtained.

Describe the difference observed between this spectrum and the proton NMR spectrum in D_2O shown in Fig 7.3.

Explain your answer.

.....

 [1]

[Total: 18]

- 8 (a) Complete Table 8.1 by placing **one** tick (✓) in each row to indicate the sign of each type of energy change under standard conditions.

Table 8.1

energy change	always positive	always negative	can be either negative or positive
lattice energy			
enthalpy change of hydration			
enthalpy change of solution			

[1]

- (b) Define enthalpy change of hydration.

.....

.....

..... [1]

- (c) Table 8.2 shows various energy changes which can be used in the following questions.

Table 8.2

energy change	value/kJ mol ⁻¹
standard enthalpy change of atomisation of calcium	+178.2
first ionisation energy of calcium	+590
second ionisation energy of calcium	+1145
standard enthalpy change of atomisation of bromine	+111.9
Br–Br bond energy	+192.9
standard enthalpy change of solution of calcium bromide, CaBr ₂ (s)	–103.1
standard enthalpy change of formation of calcium bromide, CaBr ₂ (s)	–682.8
standard enthalpy change of hydration of Ca ²⁺	–1579
first electron affinity of bromine	–324.6
first ionisation energy of bromine	+1140

- (i) Select and use relevant data from Table 8.2 to calculate the lattice energy, $\Delta H_{\text{latt}}^{\ominus}$, of $\text{CaBr}_2(\text{s})$.

It may be helpful to draw a labelled energy cycle.

Show your working.

$$\Delta H_{\text{latt}}^{\ominus} \text{ of } \text{CaBr}_2(\text{s}) = \dots\dots\dots \text{kJ mol}^{-1} \quad [3]$$

- (ii) Select and use relevant data from Table 8.2 and your answer to (c)(i) to calculate the standard enthalpy change of hydration, $\Delta H_{\text{hyd}}^{\ominus}$, of Br^- .

It may be helpful to draw a labelled energy cycle.

If you were not able to answer (c)(i), use $-2500 \text{ kJ mol}^{-1}$ as your value for $\Delta H_{\text{latt}}^{\ominus}$ of $\text{CaBr}_2(\text{s})$. This is **not** the correct value.

Show your working.

$$\Delta H_{\text{hyd}}^{\ominus} \text{ of } \text{Br}^- = \dots\dots\dots \text{kJ mol}^{-1} \quad [2]$$

- (iii) The enthalpy change of hydration of the Br^- ion is more negative than the enthalpy change of hydration of the I^- ion. Explain why.

.....

 [2]

[Total: 9]

Important values, constants and standards

molar gas constant	$R = 8.31 \text{ J K}^{-1} \text{ mol}^{-1}$
Faraday constant	$F = 9.65 \times 10^4 \text{ C mol}^{-1}$
Avogadro constant	$L = 6.022 \times 10^{23} \text{ mol}^{-1}$
electronic charge	$e = -1.60 \times 10^{-19} \text{ C}$
molar volume of gas	$V_m = 22.4 \text{ dm}^3 \text{ mol}^{-1}$ at s.t.p. (101 kPa and 273 K) $V_m = 24.0 \text{ dm}^3 \text{ mol}^{-1}$ at room conditions
ionic product of water	$K_w = 1.00 \times 10^{-14} \text{ mol}^2 \text{ dm}^{-6}$ (at 298 K (25 °C))
specific heat capacity of water	$c = 4.18 \text{ kJ kg}^{-1} \text{ K}^{-1}$ (4.18 J g ⁻¹ K ⁻¹)

The Periodic Table of Elements

		Group															
1	2	3	4	5	6	7	8	9	10	11	12	13	14	15	16	17	18
		<div style="display: flex; justify-content: space-between; align-items: center;"> <div style="border: 1px solid black; padding: 5px;">1 H hydrogen 1.0</div> <div style="border: 1px solid black; padding: 5px;">2 He helium 4.0</div> </div>															
		<div style="display: flex; justify-content: center; align-items: center;"> <div style="border: 1px solid black; padding: 5px; margin-right: 10px;"> Key atomic number atomic symbol name relative atomic mass </div> <div style="border: 1px solid black; padding: 5px;"> 3 Li lithium 6.9 11 Na sodium 23.0 19 K potassium 39.1 37 Rb rubidium 85.5 55 Cs caesium 132.9 87 Fr francium — </div> </div>															
		<div style="display: flex; justify-content: center; align-items: center;"> <div style="border: 1px solid black; padding: 5px; margin-right: 10px;"> 4 Be beryllium 9.0 12 Mg magnesium 24.3 20 Ca calcium 40.1 38 Sr strontium 87.6 56 Ba barium 137.3 88 Ra radium — </div> <div style="border: 1px solid black; padding: 5px;"> 5 B boron 10.8 13 Al aluminium 27.0 31 Ga gallium 72.6 49 In indium 114.8 81 Tl thallium 204.4 113 Nh nihonium — </div> </div>															
		<div style="display: flex; justify-content: center; align-items: center;"> <div style="border: 1px solid black; padding: 5px; margin-right: 10px;"> 6 C carbon 12.0 14 Si silicon 28.1 32 Ge germanium 72.6 50 Sn tin 118.7 82 Pb lead 207.2 114 Fl flerovium — </div> <div style="border: 1px solid black; padding: 5px;"> 7 N nitrogen 14.0 15 P phosphorus 31.0 33 As arsenic 74.9 51 Sb antimony 121.8 83 Bi bismuth 209.0 115 Mc moscovium — </div> </div>															
		<div style="display: flex; justify-content: center; align-items: center;"> <div style="border: 1px solid black; padding: 5px; margin-right: 10px;"> 8 O oxygen 16.0 16 S sulfur 32.1 34 Se selenium 79.0 52 Te tellurium 127.6 84 Po polonium — </div> <div style="border: 1px solid black; padding: 5px;"> 9 F fluorine 19.0 17 Cl chlorine 35.5 35 Br bromine 79.9 53 I iodine 126.9 85 At astatine — </div> </div>															
		<div style="display: flex; justify-content: center; align-items: center;"> <div style="border: 1px solid black; padding: 5px; margin-right: 10px;"> 26 Fe iron 55.8 44 Ru ruthenium 101.1 76 Os osmium 190.2 108 Hs hassium — </div> <div style="border: 1px solid black; padding: 5px;"> 28 Ni nickel 58.7 46 Pd palladium 106.4 78 Pt platinum 195.1 110 Ds darmstadtium — </div> </div>															
		<div style="display: flex; justify-content: center; align-items: center;"> <div style="border: 1px solid black; padding: 5px; margin-right: 10px;"> 27 Co cobalt 58.9 45 Rh rhodium 102.9 77 Ir iridium 192.2 109 Mt meitnerium — </div> <div style="border: 1px solid black; padding: 5px;"> 29 Cu copper 63.5 47 Ag silver 107.9 79 Au gold 197.0 111 Rg roentgenium — </div> </div>															
		<div style="display: flex; justify-content: center; align-items: center;"> <div style="border: 1px solid black; padding: 5px; margin-right: 10px;"> 25 Mn manganese 54.9 43 Tc technetium — 75 Re rhenium 186.2 107 Bh bohrium — </div> <div style="border: 1px solid black; padding: 5px;"> 24 Cr chromium 52.0 42 Mo molybdenum 95.9 74 W tungsten 183.8 106 Sg seaborgium — </div> </div>															
		<div style="display: flex; justify-content: center; align-items: center;"> <div style="border: 1px solid black; padding: 5px; margin-right: 10px;"> 21 Sc scandium 45.0 39 Y yttrium 88.9 57–71 lanthanoids 89–103 actinoids </div> <div style="border: 1px solid black; padding: 5px;"> 22 Ti titanium 47.9 40 Zr zirconium 91.2 72 Hf hafnium 178.5 104 Rf rutherfordium — </div> </div>															
		<div style="display: flex; justify-content: center; align-items: center;"> <div style="border: 1px solid black; padding: 5px; margin-right: 10px;"> 23 V vanadium 50.9 41 Nb niobium 92.9 73 Ta tantalum 180.9 105 Db dubnium — </div> <div style="border: 1px solid black; padding: 5px;"> 29 Cu copper 63.5 47 Ag silver 107.9 79 Au gold 197.0 111 Rg roentgenium — </div> </div>															
		<div style="display: flex; justify-content: center; align-items: center;"> <div style="border: 1px solid black; padding: 5px; margin-right: 10px;"> 29 Cu copper 63.5 47 Ag silver 107.9 79 Au gold 197.0 111 Rg roentgenium — </div> <div style="border: 1px solid black; padding: 5px;"> 30 Zn zinc 65.4 48 Cd cadmium 112.4 80 Hg mercury 200.6 112 Cn copernicium — </div> </div>															
		<div style="display: flex; justify-content: center; align-items: center;"> <div style="border: 1px solid black; padding: 5px; margin-right: 10px;"> 65 Tb terbium 158.9 97 Bk berkelium — </div> <div style="border: 1px solid black; padding: 5px;"> 66 Dy dysprosium 162.5 98 Cf californium — </div> </div>															
		<div style="display: flex; justify-content: center; align-items: center;"> <div style="border: 1px solid black; padding: 5px; margin-right: 10px;"> 64 Gd gadolinium 157.3 96 Cm curium — </div> <div style="border: 1px solid black; padding: 5px;"> 65 Tb terbium 158.9 97 Bk berkelium — </div> </div>															
		<div style="display: flex; justify-content: center; align-items: center;"> <div style="border: 1px solid black; padding: 5px; margin-right: 10px;"> 63 Eu europium 152.0 95 Am americium — </div> <div style="border: 1px solid black; padding: 5px;"> 64 Gd gadolinium 157.3 96 Cm curium — </div> </div>															
		<div style="display: flex; justify-content: center; align-items: center;"> <div style="border: 1px solid black; padding: 5px; margin-right: 10px;"> 62 Sm samarium 150.4 94 Pu plutonium — </div> <div style="border: 1px solid black; padding: 5px;"> 63 Eu europium 152.0 95 Am americium — </div> </div>															
		<div style="display: flex; justify-content: center; align-items: center;"> <div style="border: 1px solid black; padding: 5px; margin-right: 10px;"> 61 Pm promethium — 93 Np neptunium — </div> <div style="border: 1px solid black; padding: 5px;"> 62 Sm samarium 150.4 94 Pu plutonium — </div> </div>															
		<div style="display: flex; justify-content: center; align-items: center;"> <div style="border: 1px solid black; padding: 5px; margin-right: 10px;"> 60 Nd neodymium 144.4 92 U uranium 238.0 98 Cf californium — </div> <div style="border: 1px solid black; padding: 5px;"> 61 Pm promethium — 93 Np neptunium — </div> </div>															
		<div style="display: flex; justify-content: center; align-items: center;"> <div style="border: 1px solid black; padding: 5px; margin-right: 10px;"> 59 Pr praseodymium 140.9 91 Pa protactinium 231.0 97 Bk berkelium — </div> <div style="border: 1px solid black; padding: 5px;"> 60 Nd neodymium 144.4 92 U uranium 238.0 98 Cf californium — </div> </div>															
		<div style="display: flex; justify-content: center; align-items: center;"> <div style="border: 1px solid black; padding: 5px; margin-right: 10px;"> 58 Ce cerium 140.1 90 Th thorium 232.0 96 Cm curium — </div> <div style="border: 1px solid black; padding: 5px;"> 59 Pr praseodymium 140.9 91 Pa protactinium 231.0 97 Bk berkelium — </div> </div>															
		<div style="display: flex; justify-content: center; align-items: center;"> <div style="border: 1px solid black; padding: 5px; margin-right: 10px;"> 57 La lanthanum 138.9 89 Ac actinium — </div> <div style="border: 1px solid black; padding: 5px;"> 58 Ce cerium 140.1 90 Th thorium 232.0 96 Cm curium — </div> </div>															
		<div style="display: flex; justify-content: center; align-items: center;"> <div style="border: 1px solid black; padding: 5px; margin-right: 10px;"> 71 Lu lutetium 175.0 103 Lr lawrencium — </div> <div style="border: 1px solid black; padding: 5px;"> 70 Yb ytterbium 173.1 102 No nobelium — </div> </div>															

lanthanoids

actinoids

57	La	lanthanum	138.9	58	Ce	cerium	140.1	59	Pr	praseodymium	140.9	60	Nd	neodymium	144.4	61	Pm	promethium	—	62	Sm	samarium	150.4	63	Eu	europium	152.0	64	Gd	gadolinium	157.3	65	Tb	terbium	158.9	66	Dy	dysprosium	162.5	67	Ho	holmium	164.9	68	Er	erbium	167.3	69	Tm	thulium	168.9	70	Yb	ytterbium	173.1	71	Lu	lutetium	175.0
89	Ac	actinium	—	90	Th	thorium	232.0	91	Pa	protactinium	231.0	92	U	uranium	238.0	93	Np	neptunium	—	94	Pu	plutonium	—	95	Am	americium	—	96	Cm	curium	—	97	Bk	berkelium	—	98	Cf	californium	—	99	Es	einsteinium	—	100	Fm	fermium	—	101	Md	mendeleevium	—	102	No	nobelium	—	103	Lr	lawrencium	—