



Cambridge International AS & A Level

CANDIDATE
NAME

CENTRE
NUMBER

--	--	--	--	--	--

CANDIDATE
NUMBER

--	--	--	--

* 5 5 2 6 7 5 2 9 1 6 *



CHEMISTRY

9701/34

Paper 3 Advanced Practical Skills 2

May/June 2021

2 hours

You must answer on the question paper.

You will need: The materials and apparatus listed in the confidential instructions

INSTRUCTIONS

- Answer **all** questions.
- Use a black or dark blue pen. You may use an HB pencil for any diagrams or graphs.
- Write your name, centre number and candidate number in the boxes at the top of the page.
- Write your answer to each question in the space provided.
- Do **not** use an erasable pen or correction fluid.
- Do **not** write on any bar codes.
- You may use a calculator.
- You should show all your working, use appropriate units and use an appropriate number of significant figures.
- Give details of the practical session and laboratory, where appropriate, in the boxes provided.

Session	
Laboratory	

INFORMATION

- The total mark for this paper is 40.
- The number of marks for each question or part question is shown in brackets [].
- The Periodic Table is printed in the question paper.
- Notes for use in qualitative analysis are provided in the question paper.

For Examiner's Use	
1	
2	
3	
Total	

This document has **12** pages.

Quantitative analysis

Read through the whole method before starting any practical work. Where appropriate, prepare a table for your results in the space provided.

Show your working and appropriate significant figures in the final answer to **each** step of your calculations.

- 1 You will carry out a titration to determine the concentration of a solution of potassium manganate(VII). You will react potassium manganate(VII) with excess acidified potassium iodide to produce iodine. You will then titrate the iodine with sodium thiosulfate.

FB 1 is hydrated sodium thiosulfate, $\text{Na}_2\text{S}_2\text{O}_3 \cdot 5\text{H}_2\text{O}$.

FB 3 is aqueous potassium manganate(VII), KMnO_4 .

FB 4 is 0.50 mol dm^{-3} potassium iodide, KI .

FB 5 is dilute sulfuric acid, H_2SO_4 .

starch indicator

(a) Method

Preparing a solution of **FB 1**

- Weigh the stoppered container of **FB 1**. Record the mass in the space below.
- Tip all the **FB 1** into the beaker.
- Reweigh the container with its stopper. Record the mass.
- Calculate and record the mass of **FB 1** used.
- Add approximately 100 cm^3 of distilled water to the **FB 1** in the beaker.
- Stir the mixture with a glass rod until all the **FB 1** has dissolved.
- Transfer this solution into the 250 cm^3 volumetric flask.
- Wash the beaker with distilled water and transfer the washings to the volumetric flask.
- Rinse the glass rod with distilled water and transfer the washings to the volumetric flask.
- Make the solution in the volumetric flask up to the mark using distilled water.
- Shake the flask thoroughly.
- This solution of sodium thiosulfate is **FB 2**. Label the flask **FB 2**.

Titration

- Fill the burette with **FB 2**.
- Pipette 25.0 cm^3 of **FB 3** into a conical flask.
- Use the 25 cm^3 measuring cylinder to add 15 cm^3 of **FB 5** to the conical flask.
- Use the same measuring cylinder to add 10 cm^3 of **FB 4** to the conical flask.
- Perform a rough titration by adding **FB 2** from the burette to the conical flask until the solution is yellow. Then add several drops of starch indicator and continue the titration until the mixture in the flask becomes colourless. This is the end-point.

The rough titre is cm^3 .

- Carry out as many accurate titrations as you think necessary to obtain consistent results.
- Make sure any recorded results show the precision of your practical work.
- Record in a suitable form below all of your burette readings and the volume of **FB 2** added in each accurate titration.

I	
II	
III	
IV	
V	
VI	
VII	
VIII	

[8]

- (b) From your accurate titration results, obtain a suitable value for the volume of **FB 2** to be used in your calculations.
Show clearly how you obtained this value.

The iodine produced by **FB 3** required cm³ of **FB 2**. [1]

(c) Calculations

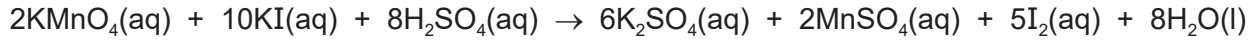
- (i) Give your answers to (c)(ii), (c)(iii), (c)(iv) and (c)(v) to the appropriate number of significant figures. [1]
- (ii) Calculate the number of moles of hydrated sodium thiosulfate, **FB 1**, that you weighed.

moles of $\text{Na}_2\text{S}_2\text{O}_3 \cdot 5\text{H}_2\text{O}$ = mol [1]


- (iii) Calculate the number of moles of sodium thiosulfate in the volume of **FB 2** calculated in (b).

moles of $\text{Na}_2\text{S}_2\text{O}_3$ = mol [1]

(iv) The reaction by which iodine is produced is shown.



During the titration, sodium thiosulfate reacts with the iodine produced.



Use your answer to (c)(iii) to calculate the concentration of KMnO_4 , in mol dm^{-3} , in **FB 3**.

concentration of $\text{KMnO}_4 = \dots\dots\dots \text{mol dm}^{-3}$ [1]

(v) Calculate the mass of KMnO_4 needed to prepare 1.00 dm^3 of **FB 3**. Show your working.

mass of $\text{KMnO}_4 = \dots\dots\dots \text{g}$ [1]

(d) (i) Solution **FB 3** was actually prepared by dissolving 3.16 g of KMnO_4 in 1.00 dm^3 of solution.

Show how you would use your answer to (c)(v) to calculate the overall percentage error in your experiment.

[1]

(ii) A student suggested that the percentage error in the experiment would be reduced by using a 10 cm^3 pipette to measure **FB 4**.

State whether the student is correct. Explain your answer.

.....
 [1]

[Total: 16]

(b) Experiment 2: Determination of the enthalpy change of solution of ammonium chloride**(i)**

- Support a cup in the beaker.
- Rinse the 50 cm³ measuring cylinder with distilled water.
- Use the 50 cm³ measuring cylinder to transfer 30.0 cm³ of distilled water into the second cup.
- Measure and record the temperature of the water in the cup.
- Weigh the container with **FB 8**. Record the mass.
- Tip all of the **FB 8** into the water in the cup.
- Stir until all **FB 8** dissolves and record the minimum temperature observed.
- Calculate and record the temperature change.
- Weigh and record the mass of the container with any residual **FB 8**.
- Calculate and record the mass of **FB 8** used.

[3]

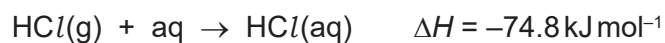
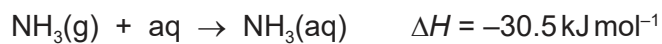
- (ii)** Calculate the enthalpy change of solution, ΔH_2 , in kJ mol⁻¹, for **FB 8**, ammonium chloride. (Assume that 4.2 J change the temperature of 1.0 cm³ of solution by 1.0 °C.)

$$\Delta H_2 = \dots\dots\dots \text{kJ mol}^{-1}$$

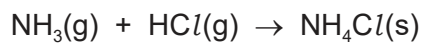
sign
value

[2]

(c) The values for the enthalpy changes of solution of ammonia and hydrogen chloride are given.



From your answers to (a)(iii), (b)(ii) and the data above, use Hess' Law to calculate the enthalpy change, ΔH_r , in kJ mol^{-1} , for the reaction below.



$$\Delta H_r = \dots \dots \dots \text{ kJ mol}^{-1}$$

sign *value*

[1]

[Total: 11]

Qualitative analysis

Where reagents are selected for use in a test, the **name** or **correct formula** of the element or compound must be given.

At each stage of any test you are to record details of the following:

- colour changes seen
- the formation of any precipitate and its solubility in an excess of the reagent added
- the formation of any gas and its identification by a suitable test.

You should indicate clearly at what stage in a test a change occurs.

If any solution is warmed, a **boiling tube** must be used.

Rinse and reuse test-tubes and boiling tubes where possible.

No additional tests for ions present should be attempted.

3 (a) FB 9 contains one anion and one cation both of which are listed in the Qualitative Analysis Notes.

- (i) Heat a small spatula measure of **FB 9** strongly in a hard-glass test-tube. Allow the test-tube and contents to cool. Record all your observations.

.....

 [2]

- (ii) Add a small spatula measure of **FB 9** to a 3 cm depth of dilute sulfuric acid in a test-tube. Record all your observations.

.....

 [2]

- (iii) If necessary, pour off the solution obtained in (a)(ii) in order to separate it from any remaining solid. Divide this solution into two equal portions in boiling tubes. Carry out the following tests and record your observations.

To the first boiling tube add aqueous sodium hydroxide.

.....

To the second boiling tube add aqueous ammonia.

.....
 [2]

(iv) Suggest the identity of **FB 9**.

FB 9 is

[1]

(b) **FB 10** contains one anion and one cation.

(i) Carry out the following tests and record your observations in the table.

<i>test</i>	<i>observations</i>
<p>Test 1 To a 1 cm depth of aqueous copper(II) nitrate in a boiling tube, add an equal volume of FB 10, then</p> <p>-----</p> <p>warm the mixture gently and carefully. Then</p> <p>-----</p> <p>add one piece of aluminium foil.</p>	
<p>Test 2 Warm a 1 cm depth of FB 10 gently in a boiling tube. Add one piece of aluminium foil. Allow the reaction to continue for one minute, then</p> <p>-----</p> <p>decant the solution into a boiling tube and add dilute hydrochloric acid until in excess.</p>	
<p>Test 3 To a 1 cm depth of aqueous chromium(III) sulfate in a test-tube, add FB 10 dropwise.</p>	

[5]

(ii) Deduce the identity of the ions in **FB 10**.

If you were unable to deduce the identity of an ion, write 'unknown'.

cation	anion

[1]

[Total: 13]

Qualitative analysis notes

1 Reactions of aqueous cations

ion	reaction with	
	NaOH(aq)	NH ₃ (aq)
aluminium, Al ³⁺ (aq)	white ppt. soluble in excess	white ppt. insoluble in excess
ammonium, NH ₄ ⁺ (aq)	no ppt. ammonia produced on heating	–
barium, Ba ²⁺ (aq)	faint white ppt. is nearly always observed unless reagents are pure	no ppt.
calcium, Ca ²⁺ (aq)	white ppt. with high [Ca ²⁺ (aq)]	no ppt.
chromium(III), Cr ³⁺ (aq)	grey-green ppt. soluble in excess	grey-green ppt. insoluble in excess
copper(II), Cu ²⁺ (aq)	pale blue ppt. insoluble in excess	pale blue ppt. soluble in excess giving dark blue solution
iron(II), Fe ²⁺ (aq)	green ppt. turning brown on contact with air insoluble in excess	green ppt. turning brown on contact with air insoluble in excess
iron(III), Fe ³⁺ (aq)	red-brown ppt. insoluble in excess	red-brown ppt. insoluble in excess
magnesium, Mg ²⁺ (aq)	white ppt. insoluble in excess	white ppt. insoluble in excess
manganese(II), Mn ²⁺ (aq)	off-white ppt. rapidly turning brown on contact with air insoluble in excess	off-white ppt. rapidly turning brown on contact with air insoluble in excess
zinc, Zn ²⁺ (aq)	white ppt. soluble in excess	white ppt. soluble in excess

2 Reactions of anions

<i>ion</i>	<i>reaction</i>
carbonate, CO_3^{2-}	CO_2 liberated by dilute acids
chloride, $\text{Cl}^-(\text{aq})$	gives white ppt. with $\text{Ag}^+(\text{aq})$ (soluble in $\text{NH}_3(\text{aq})$)
bromide, $\text{Br}^-(\text{aq})$	gives cream ppt. with $\text{Ag}^+(\text{aq})$ (partially soluble in $\text{NH}_3(\text{aq})$)
iodide, $\text{I}^-(\text{aq})$	gives yellow ppt. with $\text{Ag}^+(\text{aq})$ (insoluble in $\text{NH}_3(\text{aq})$)
nitrate, $\text{NO}_3^-(\text{aq})$	NH_3 liberated on heating with $\text{OH}^-(\text{aq})$ and <i>Al</i> foil
nitrite, $\text{NO}_2^-(\text{aq})$	NH_3 liberated on heating with $\text{OH}^-(\text{aq})$ and <i>Al</i> foil
sulfate, $\text{SO}_4^{2-}(\text{aq})$	gives white ppt. with $\text{Ba}^{2+}(\text{aq})$ (insoluble in excess dilute strong acids)
sulfite, $\text{SO}_3^{2-}(\text{aq})$	gives white ppt. with $\text{Ba}^{2+}(\text{aq})$ (soluble in excess dilute strong acids)

3 Tests for gases

<i>gas</i>	<i>test and test result</i>
ammonia, NH_3	turns damp red litmus paper blue
carbon dioxide, CO_2	gives a white ppt. with limewater (ppt. dissolves with excess CO_2)
chlorine, Cl_2	bleaches damp litmus paper
hydrogen, H_2	'pops' with a lighted splint
oxygen, O_2	relights a glowing splint

